

---

COLLEZIONE

MUST

**altamarea**<sup>®</sup>

BATHROOM  
BOUTIQUE

---


# LACCATO

Finiture  
Finishes  
Finition  
Acabados

MODO  
LYMPHA  
LYMPHA\_MONOLITE  
360 GRADI  
360 GRADI +  
OPERA  
MUST

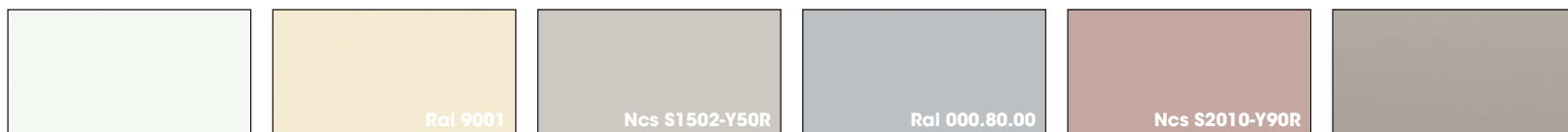
LACCATO  
LACQUERED - - LAQUÉ - - LACADO

Ossidato  
Ossidato • Oxydé • Oxidado




Gold Ghisa Ottone Bronzo Acciaio Piombo

Sand / Lucido  
Sand / High gloss • Sand / Brillant • mate/brillo



Bianco Puro Bianco Perla Mandorla Grigio Chiaro Cipria Argilla




Grigio Fine Castoro Ottawa Arena Grigio Blu Grigio Londra Grigio Medio



Grigio Fango Grigio Marrone Ardesia Nero Petrolio



Tiffany Rosmarino Verde Acido Aston Rosso Vino Jaipur



Marrone Arancio Giallo Ambra RAL / NCS ▲

▲ Per laccato a riferimento RAL o NCS addebito di € 150,00 per colore  
The surcharge for RAL or NCS laquered colours is € 150,00 for each colour  
Pour la laque RAL ou NCS rajouter € 150,00 euros par couleur.  
Para lacados RAL o NCS sobreprecio de € 150,00 por color

N.B. Attenzione colori indicativi, consultare mazzetta campioni finiture.  
NOTE: Colours are indicative, please refer to the finish samples  
Attention : les photos des coloris sont indicatifs, vérifiez le bon coloris dans les échantillons  
N.B.: Atención colores orientativos, consultar muestrario de acabados.

# ROVERE

Finiture  
Finishes  
Finition  
Acabados


MODO  
LYMPHA  
LYMPHA\_MONOLITE  
360 GRADI  
360 GRADI +  
OPERA  
MUST

## ROVERE VENATURA VERTICALE


OAK - VERTICAL GRAIN - CHÊNE - VEINAGE VERTICAL - ROBLE VETA VERTICAL




Rovere Laccato Bianco



Rovere Chiaro




Rovere Tostato




Rovere Atlas



Rovere Cacao



Rovere Scuro



Rovere Savana



Rovere Laccato Nero

**N.B. Attenzione colori indicativi, consultare mazzetta campioni finiture.**

*NOTE: Colours are indicative, please refer to the finish samples*

*Attention : les photos des coloris sont indicatifs, vérifiez le bon coloris dans les échantillons*

*N.B.: Atención colores orientativos, consultar muestrario de acabados.*

# ESSENZE

Finiture  
Finishes  
Finition  
Acabados


MODO  
LYMPHA  
LYMPHA\_MONOLITE  
360 GRADI  
360 GRADI +  
OPERA  
MUST

## ESSENZE VENATURA VERTICALE

VENEERED WOODEN FINISHES - VERTICAL GRAIN - FINITIONS BOIS - VEINAGE VERTICAL - ACABADOS MADERA VETA VERTICAL




Sabbiato Amalfi




Olmo Naturale




Rovere Nodino Chiaro



Rovere Nodino Tostato




Olmo Termocotto




Noce Canaletto



Sabbiato Cortina



Rovere Termocotto



Eucalipto Termocotto

**N.B. Attenzione colori indicativi, consultare mazzetta campioni finiture.**

*NOTE: Colours are indicative, please refer to the finish samples*

*Attention : les photos des coloris sont indicatifs, vérifiez le bon coloris dans les échantillons*

*N.B.: Atención colores orientativos, consultar muestrario de acabados.*

# METALLO OSSIDATO

Finiture  
Finishes  
Finition  
Acabados

MODO  
LYMPHA  
LYMPHA-MONILITE  
**360 GRADI**  
360 GRADI  
OPERA  
**MUST**

## METALLO OSSIDATO SP. 1 MM


OXIDISED METAL - TH. 1MM - MÉTAL OXYDÉ - ÉP.1 MM - METAL OXIDADO GR. 1 MM



Acciaio Nuvolato  
\* Ardesia



Ottone Nuvolato  
\* Grigio Marrone



Bronzo Dark  
\* Ardesia



Rame Silver  
\* Fango



Zinc  
\* Grigio Marrone



Gold  
\* Castoro Ottawa

**N.B. Attenzione colori indicativi, consultare mazzetta campioni finiture. - Colore scocca / Gola: abbinamento consigliato per il colore scocca e gola \***

*NOTE: Colours are indicative, please refer to the finish samples - Body / Groove colour: recommended combination for the body and groove colour \**

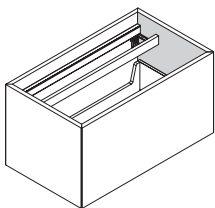
*Attention : les photos des coloris sont indicatifs, vérifiez le bon coloris dans les échantillons - Couleur du corps/rainure : combinaison recommandée pour la couleur du corps et de la rainure \**

*N.B.: Atención colores orientativos, consultar muestrario de acabados. - Color del cuerpo / ranura: combinación recomendada para el color del cuerpo y la ranura \**

# MUST

## Informazioni tecniche

Technical information  
Informations techniques  
Notas técnicas



### BASE REGGILAVABO SOSPESA

- Scocca in pannello Sp. 1,8 cm finitura laccato o impiallacciato
- Frontale e fianchi a vista in pannello Sp. 2,5 cm laccato o impiallacciato
- Strutture cassetto e cestone in finitura laccato come i frontali

Apertura estraibile con presa superiore

Attaccaglie in acciaio regolabili con barra di rinforzo in alluminio, portata max 120 kg.

### HANGING WASHBASIN UNIT

- 1,8 cm plywood carcass, lacquered or veneered
- 2,5 cm thick door fronts and side panels, lacquered or veneered
- Lacquered Drawers and Baskets to match door's fronts

Pull-Out with upper pull grip

St. Steel adjustable brackets with aluminum reinforcement bar. Maximum loading capacity 120 kg.

### BAS POUR LAVABO SUSPENDU

- Caisson en panneau ép. 1,8 cm finition laqué ou plaqué
- Façade et côtés visibles en panneau ép. 2,5 cm laqué ou plaqué
- Structure tiroir et coulissant en finition laqué comme les façades

Ouverture extensible avec poignée supérieure

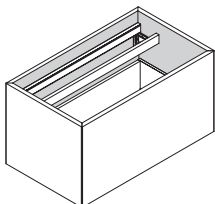
Accroches en acier réglables avec barre de renfort en aluminium, portée max. 120 kg.

### MUEBLE PARA LAVABO COLGANTE

- Bastidor en panel esp. 1,8 cm acabado lacado o chapado
- Frentes y costados vistos y panel esp. 2,5 cm lacado a chapado
- Bastidores cajón y gaveta en acabado lacado como frentes

Apertura extraíble con agarre superior

Soportes en acero ajustables con barra de refuerzo en aluminio, capacidad max. 120 kg



### BASE ARREDO SOSPESA

Materiali, finiture come base reggilavabo sospesa

### WALL HANGING BASE UNIT

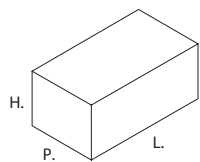
Materials and finishes same as suspended washbasin

### MEUBLE BAS SUSPENDU

Finitions comme pour meubles sous-vasque suspendus

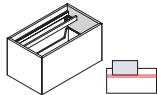
### MUEBLE BASE COLGANTE

materiales: acabados como base para lavabo suspendidas

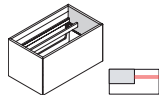


**BASE REGGILAVABO**  
BASE REGGILAVABO  
BASE REGGILAVABO  
BASE REGGILAVABO

## H. 48



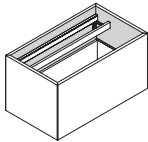
**P.** P. 53  
**L.** L. 61.5 - 76.5 - 91.5 -  
106.5 - 121.5



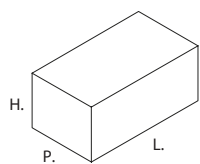
**P.** P. 53  
**L.** L. 46.5 - 61.5 - 76.5 -  
91.5 - 106.5 - 121.5

**BASE ARREDO**  
BASE ARREDO  
BASE ARREDO  
BASE ARREDO

## H. 48



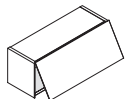
**P.** P. 53  
**L.** L. 31.5 - 46.5 - 61.5 -  
76.5 - 91.5 - 106.5 - 121.5




## PENSILI BORDO 45°

WALL UNITS WITH 45° EDGES  
ÉLÉMENTS HAUTS AVEC CHANT À 45°  
MUEBLES ALTO CON CANTO 45°

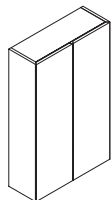
### P. 22



H. 24 - 36  
L. 45 - 60 - 75 - 90



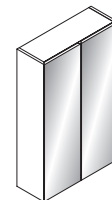
H. 48 - 60 - 72 - 96 - 120  
L. 30 - 45 - 60



H. 48 - 60 - 72 - 96 - 120  
L. 60 - 90



H. 48 - 60 - 72 - 96 - 120  
L. 30 - 45 - 60

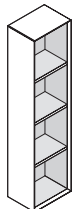


H. 48 - 60 - 72 - 96 - 120  
L. 60 - 90

## PENSILI A GIORNO CON BORDI 45°

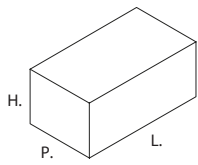
WALL UNITS OPEN WITH 45° EDGES  
ÉLÉMENTS HAUTS OUVERTS AVEC CHANT À 45°  
MUEBLES ALTO ABIERTOS CON CANTO 45°

### P. 22



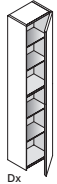
H. 24 - 36 - 48 - 60 - 72 -  
96 - 120 - 144 - 168 - 192  
L. 30 - 45 - 15





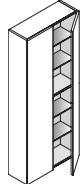
**COLONNE BORDO 45°**  
TALL UNITS WITH 45° EDGES  
COLONNES AVEC CHANT À 45°  
COLUMNAS CON CANTO 45°

**P. 22**

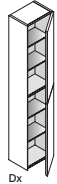


Dx

H. 144 - 168 - 192  
L. 30 - 45

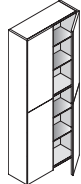


H. 144 - 168 - 192  
L. 60



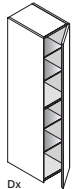
Dx

H. 144 - 168 - 192  
L. 30 - 45



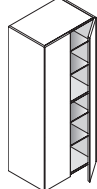
H. 144 - 168 - 192  
L. 60

**P. 42**

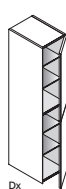


Dx

H. 144 - 168 - 192  
L. 30 - 45

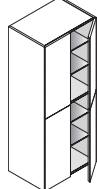


H. 144 - 168 - 192  
L. 60

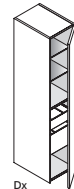


Dx

H. 144 - 168 - 192  
L. 30 - 45

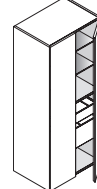


H. 144 - 168 - 192  
L. 60

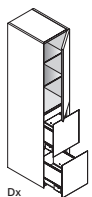


Dx

H. 144 - 168 - 192  
L. 45

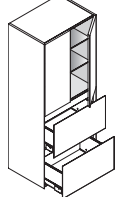


H. 144 - 168 - 192  
L. 60



Dx

H. 144 - 168 - 192  
L. 45



H. 144 - 168 - 192  
L. 60