

corolle

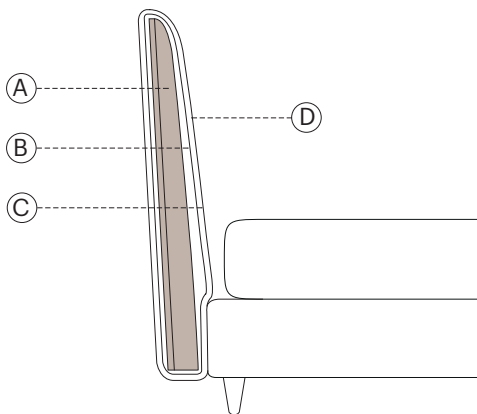
design bolzan LAB



Ricordi del passato ed emozioni del presente si fondono in Corolle, un letto caratterizzato dalla testiera imbottita con cuciture a losanga. Raffinato e seducente, eppure al tempo stesso versatile nelle possibilità di ambientazione, è perfettamente a suo agio in ambienti classici o contemporanei, con una allure inconfondibile.

Past memories and contemporary emotions result in Corolle, a bed characterized by the padded headboard with capitonné seams. Refined and seducing, and versatile at the same time in its setting possibilities, this bed is perfect both in classic and contemporary locations, thanks to its unique allure.

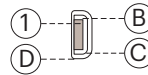
informazioni tecniche / technical info:



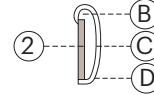
testata / headboard

- A. telaio interno centinato in multistrato pioppo 18mm e listellare di abete 3 strati 22mm / inner curved frame in 18mm poplar multilayer and 22mm 3-layer fir blockboard
- B. espanso ignifugo D 25 kg/mc / fire retardant foam D. 25 kg/mc
- C. resinato poliestere ignifugo 100g / 100g fire resistant resined polyester fiber
- D. maglia polipropilene 70g / 70g polypropylene mesh

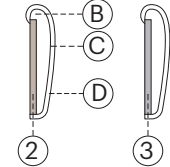
h 9



h 20



h 29



giroletti / bedframes

- 1. MDF 40mm / 40mm MDF
- B. espanso ignifugo D 35 kg/mc / fire resistant foam D 35 kg/mc
- C. resinato poliestere ignifugo 100g / 100g fire resistant resined polyester fiber
- D. maglia polipropilene 70g / 70g polypropylene mesh
- 2. listellare abete 22mm 3 strati / 22mm 3-layer fir blockboard
- 3. estruso in alluminio 22mm / 22 mm extruded aluminum

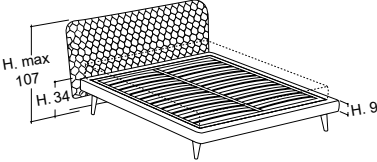
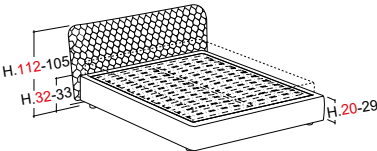
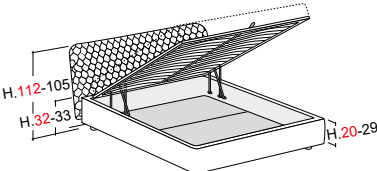
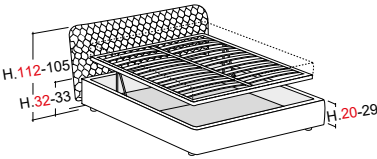
predisposto per materassi / for mattresses:

160 x 200	63" x 78 ⁶ / ₈ "
170 x 200	66 ⁷ / ₈ " x 78 ⁶ / ₈ "
180 x 200	70 ⁷ / ₈ " x 78 ⁶ / ₈ "

153 x 203	60" x 80"	Queen size
193 x 203	76" x 80"	King size

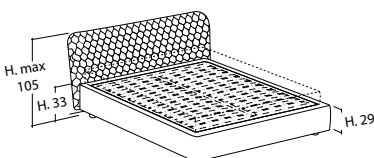
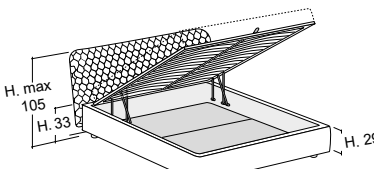
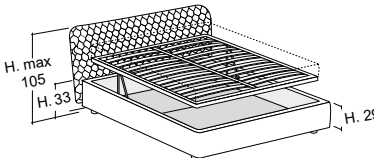
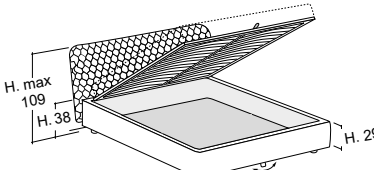
Corolle / Firwood structure

Standard feet Vasetto - completely removable cover - not available in leather or eco-leather

	Mattress	Ext. dimension	Code	D	C	A	Plus	Luxury fabric	Luxury leather	Nuvola fabric	Nuvola leather	TCL	Cover			
													ml	mc	kg	
thin base h.9																
orthopaedic slatted base included carrying slat																
	150x200	186x228	COL9										7.6	0.62	63	
	153x203 QUEEN 60X80"	186x228	COQ9										7.6	0.62	63	
	160x200	196x228	COM9										8	0.64	65	
	170x200	206x228	COF9										8.5	0.67	68	
	180x200	216x228	COG9										9	0.7	71	
	190x200	226x228	COP9										10	0.75	76	
	193x203 KING 76X80"	229x228	COK9										10	0.75	76	
	Loose cover		RCOM											0.02	8	
rounded base h.20 - rounded base h.29																
without slatted base (to choose a slatted base see flap on the right)																
	150x200	186x229	COL29										9.3	0.64	66	
	153x203 QUEEN 60X80"	189x232	COQ29										9.3	0.64	66	
	160x200	196x229	COM29										9.5	0.65	68	
	170x200	206x229	COF29										10	0.67	72	
	180x200	216x229	COG29										10.5	0.7	75	
	190x200	226x229	COP29										11.5	0.74	80	
	193x203 KING 76X80"	229x232	COK29										11.5	0.74	80	
Loose cover		RCOM											0.02	8		
rounded base h.20 - rounded base h.29 w/BOX																
orthopaedic slatted base included suggested weights for mattresses (see flap on the right)																
	150x200	186x229	COL29B										9.3	0.88	126	
	153x203 QUEEN 60X80"	189x232	COQ29B										9.3	0.88	126	
	160x200	196x229	COM29B										9.5	0.9	128	
	170x200	206x229	COF29B										10	0.94	136	
	180x200	216x229	COG29B										10.5	0.98	142	
	190x200	226x229	COP29B										11.5	1.04	150	
	193x203 KING 76X80"	229x232	COK29B										11.5	1.04	150	
Loose cover		RCOM											0.02	8		
available inside height in Box 12-18cm																
rounded base h.20 - rounded base h.29 w/easy-up BOX																
orthopaedic slatted base included suggested weights for mattresses (see flap on the right)																
	150x200	186x229	COL29BE										9.5	0.92	136	
	153x203 QUEEN 60X80"	189x232	COQ29BE										9.5	0.92	136	
	160x200	196x229	COM29BE										9.5	0.94	138	
	170x200	206x229	COF29BE										10	0.98	146	
	180x200	216x229	COG29BE										10.5	1.02	152	
	190x200	226x229	COP29BE										11.5	1.08	160	
	193x203 KING 76X80"	229x232	COK29BE										11.5	1.08	160	
Loose cover		RCOM											0.02	8		
available inside height in Box 12-18cm																

Corolle / Aluminum structure

Standard feet Vasetto - completely removable cover - not available in leather or ecoleather

Mattress	Ext. dimension	Code	D	C	A	Plus	Luxury fabric	Luxury leather	Nuvola fabric	Nuvola leather	TCL	Cover			
												ml	mc	kg	
rounded base h.29 without slatted base (to choose a slatted base see flap on the right)															
	150x200	186x229	COL29A									9.3	0.64	59	
	153x203 QUEEN 60x80"	189x232	COQ29A									9.3	0.64	59	
	160x200	196x229	COM29A									9.5	0.65	61	
	170x200	206x229	COF29A									10	0.67	65	
	180x200	216x229	COG29A									10.5	0.7	69	
	190x200	226x229	COP29A									11.5	0.74	75	
	193x203 KING 76x80"	229x232	COK29A									11.5	0.74	75	
	Loose cover		RCOMA										0.02	8	
rounded base h.29 w/BOX orthopaedic slatted base included suggested weights for mattresses (see flap on the right)															
	150x200	186x229	COL29BA									9.3	0.88	129	
	153x203 QUEEN 60x80"	189x232	COQ29BA									9.3	0.88	129	
	160x200	196x229	COM29BA									9.5	0.9	131	
	170x200	206x229	COF29BA									10	0.94	139	
	180x200	216x229	COG29BA									10.5	0.98	146	
	190x200	226x229	COP29BA									11.5	1.04	155	
	193x203 KING 76x80"	229x232	COK29BA									11.5	1.04	155	
available inside height in Box 18cm	Loose cover		RCOMA										0.02	8	
rounded base h.29 w/easy-up BOX orthopaedic slatted base included suggested weights for mattresses (see flap on the right)															
	150x200	186x229	COL29BEA									9.5	0.92	139	
	153x203 QUEEN 60x80"	189x232	COQ29BEA									9.5	0.92	139	
	160x200	196x229	COM29BEA									9.5	0.94	141	
	170x200	206x229	COF29BEA									10	0.98	149	
	180x200	216x229	COG29BEA									10.5	1.02	156	
	190x200	226x229	COP29BEA									11.5	1.08	165	
	193x203 KING 76x80"	229x232	COK29BEA									11.5	1.08	165	
available inside height in Box 18cm	Loose cover		RCOMA										0.02	8	
rounded base h.29 w/HANDS FREE BOX orthopaedic slatted base included Specify mattress weight (see flap on the right)															
	150x200	186x232	COL29BHF									9.3	0.92	135	
	153x203 QUEEN 60x80"	189x235	COQ29BHF									9.3	0.92	135	
	160x200	196x232	COM29BHF									9.5	0.94	137	
	170x200	206x232	COF29BHF									10	0.98	145	
	180x200	216x232	COG29BHF									10.5	1.02	153	
	190x200	226x232	COP29BHF									11.5	1.08	163	
	193x203 KING 76x80"	229x235	COK29BHF									11.5	1.08	163	
available inside height in Box 18cm	Loose cover		RCOMHF										0.02	8	

GIROLETTI E PIEDINI / BEDFRAMES AND FEET

pieдини in legno / wooden feet:

pieдини realizzati in legno di frassino con possibilità di essere tinti, verniciati ral o foderati in tessuto a scelta.

ash wood legs with the possibility of being dyed, RAL varnished or lined with fabric (of your choice)

pieдини in metallo / metal feet:

pieдини realizzati in metallo con possibilità di essere verniciati effetto ottone o colori ral.

metal legs with the possibility of being painted in brass effect or RAL varnished.

bedframe h.9 cm




cilindro
H 26 cm 10²/₈"



vasetto
H 26 cm 10²/₈"



vasetto inclinato
H 26 cm 10²/₈"



tubino
H 26 cm 10²/₈"



lamina
H 26 cm 10²/₈"



arco
H 26 cm 10²/₈"

bedframe h.20 cm



cilindro
H 12,5 cm 4⁷/₈"



vasetto
H 12,5 cm 4⁷/₈"



tubino
H 12,5 cm 4⁷/₈"



lamina
H 15 cm 5⁷/₈"

bedframe h.29 cm



vasetto h. 4cm
H 4 cm 1⁵/₈"



vasetto h. 9-12,5 cm
H 9 cm 3⁴/₈"
H 12,5 cm 4⁷/₈"



cipolla
H 8 cm 3¹/₈"

finiture legno tinto / lacquered wood finishes:



noce / walnut



ciliegio / cherry



rovere / oak



wengè

finiture metallo / metal finishes:



ottone satinato /
brushed brass

finiture laccati ral / ral lacquered finishes:



bianco / white
RAL 9010



nero / black
RAL 9011



grigio / grey
RAL 7044



marrone / brown
RAL 8019



rosso / red
RAL 3005



verde / green
RAL 6020



blu / blue
RAL 5008

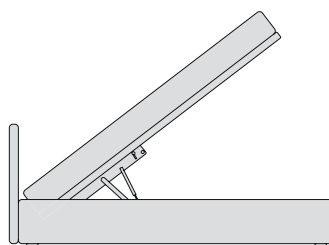
h. 20-29 SISTEMA CONTENITORE / BOX SYSTEM



box

BOX

apertura basic del box grazie ad un semplice sistema a leva / basic opening of storage box thanks to a simple lever system



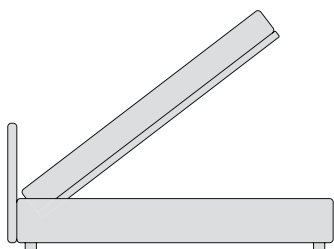
interno in legno



interno in alluminio
only for h29cm

HANDS-FREE solo per h.29 cm / only for h.29cm

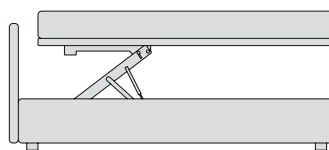
apertura del box senza l'uso delle mani e grazie al box completamente in alluminio è privo di pistoncini a vista / The mechanism allows to open the storage box without hands, and thanks to its aluminum structure, the storage box has inner pistons, thus maintaining a top-notch design



interno in alluminio
only for h29cm

EASY UP

grazie al movimento che mantiene la rete all'interno dello spazio occupato dal letto, ottimizza lo spazio all'interno della stanza / mechanism optimizes the space inside the room thanks to its movement that keeps the slatted base within the space occupied by the bed



interno in legno



interno in alluminio
only for h29cm

h. 20-29 INCASSO MATERASSO / MATTRESS RECESS

La struttura dei letti Bolzan permette di soddisfare le diverse esigenze di progettazione: l'incasso del materasso nella struttura del letto è personalizzabile in 7 altezze diverse. Non disponibile per le basi con box.

Bolzan beds' structure allows you to meet different design needs: the mattress recess in the bed's structure is customizable in 7 different heights. It is not available for bases with box.

