

## jill

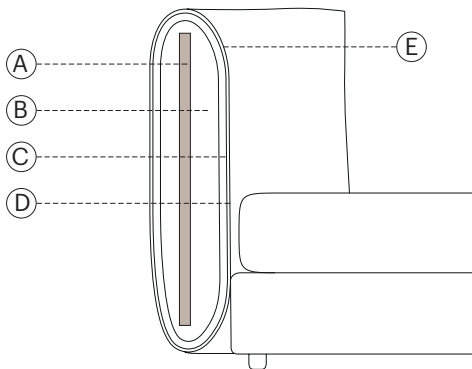
design zanellato/bortotto



Jill avvolge i pensieri e i sogni nell'abbraccio della sua testiera, creando un'atmosfera di privacy accogliente. Le sue forme morbide e generose sono protagoniste dello spazio notte, imponendosi piacevolmente anche a centro stanza. La versione Jill daybed, con la sua duplice natura di divano e letto, unisce versatilità e personalità.

Jill envelops thoughts and dreams by the embrace of its headboard, creating a comfortable intimate atmosphere. Its soft and generous shapes have a leading role in the night space, dominating also the room center. The Jilly daybed version, with its double nature of sofa and bed, joins versatility and personality.

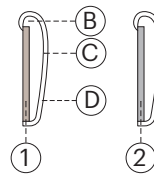
### informazioni tecniche / technical info:



#### testata / headboard

- A. truciolare 20mm / 20mm chipboard
- B. espanso ignifugo D 30 kg/mc / fire resistant foam D 30 kg/mc
- C. ovatta siliconata 350g / 350g siliconized
- D. resinato poliestere ignifugo 100g / 100g resin polyester fiber
- E. maglina polipropilene 70g / 70g polypropylene mesh

#### h 29



#### giroletti / bedframes

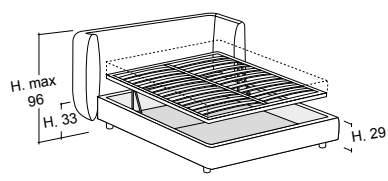
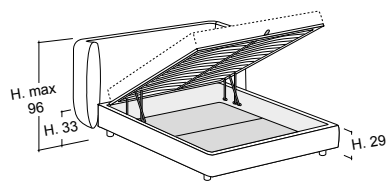
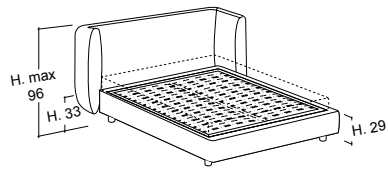
- 1. listellare abete 22mm 3 strati / 22mm 3-layer fir blockboard
- 2. estruso in alluminio 22mm / 22 mm extruded aluminum
- B. espanso ignifugo D 35 kg/mc / fire resistant foam D 35 kg/mc
- C. resinato poliestere ignifugo 100g / 100g fire resistant resined polyester fiber
- D. maglia polipropilene 70g / 70g polypropylene mesh

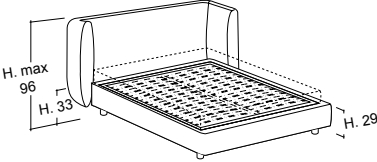
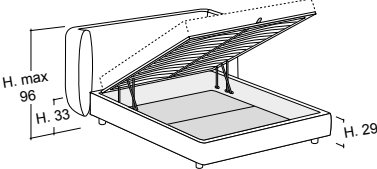
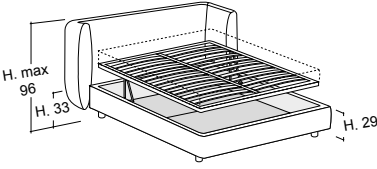
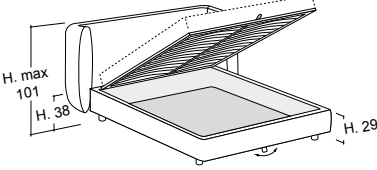
### predisposto per materassi / for mattresses:

|           |   |
|-----------|---|
| 90 x 200  | 35 <sup>3</sup> / <sub>8</sub> " x 78 <sup>6</sup> / <sub>8</sub> " |
| 120 x 200 | 47 <sup>2</sup> / <sub>8</sub> " x 78 <sup>6</sup> / <sub>8</sub> " |
| 140 x 200 | 55 <sup>1</sup> / <sub>8</sub> " x 78 <sup>6</sup> / <sub>8</sub> " |
| 160 x 200 | 63" x 78 <sup>6</sup> / <sub>8</sub> "                              |
| 170 x 200 | 66 <sup>7</sup> / <sub>8</sub> " x 78 <sup>6</sup> / <sub>8</sub> " |
| 180 x 200 | 70 <sup>7</sup> / <sub>8</sub> " x 78 <sup>6</sup> / <sub>8</sub> " |

|           |           |                          |
|-----------|-----------|--------------------------|
| 137 x 190 | 54" x 75" | <b>F</b> ull double size |
| 153 x 203 | 60" x 80" | <b>Q</b> ueen size       |
| 193 x 203 | 76" x 80" | <b>K</b> ing size        |

| Mattress  | Ext. dimension          | Code    | D              | C | A | Plus | Luxury fabric | Luxury leather | Nuvola fabric | Nuvola leather | TCL | Cover |      |     |  |
|---|-------------------------|---------|----------------|---|---|------|---------------|----------------|---------------|----------------|-----|-------|------|-----|--|
|   |                         |         |                |   |   |      |               |                |               |                |     | ml    | mc   | kg  |  |
| <b>rounded base h.29</b><br>without slatted base (to choose a slatted base see flap on the right)                                       |                         |         |                |   |   |      |               |                |               |                |     |       |      |     |  |
|   | 150x200                 | 202x236 | <b>JIL29</b>   |   |   |      |               |                |               |                |     | 10.7  | 1.33 | 81  |  |
|   | 153x203<br>QUEEN 60x80" | 205x239 | <b>JIQ29</b>   |   |   |      |               |                |               |                |     | 10.7  | 1.33 | 81  |  |
|   | 160x200                 | 212x236 | <b>JIM29</b>   |   |   |      |               |                |               |                |     | 11    | 1.36 | 93  |  |
|   | 170x200                 | 222x236 | <b>JIF29</b>   |   |   |      |               |                |               |                |     | 11.5  | 1.41 | 97  |  |
|   | 180x200                 | 232x236 | <b>JIG29</b>   |   |   |      |               |                |               |                |     | 12    | 1.47 | 101 |  |
|   | 190x200                 | 242x236 | <b>JIP29</b>   |   |   |      |               |                |               |                |     | 13    | 1.55 | 107 |  |
|   | 193x203<br>KING 76x80"  | 245x239 | <b>JIK29</b>   |   |   |      |               |                |               |                |     | 13    | 1.55 | 107 |  |
|   | Loose cover             |         | <b>RJIB</b>    |   |   |      |               |                |               |                |     |       | 0.02 | 8   |  |
| <b>rounded base h.29 w/BOX</b><br>orthopaedic slatted base included<br>suggested weights for mattresses (see flap on the right)         |                         |         |                |   |   |      |               |                |               |                |     |       |      |     |  |
|   | 150x200                 | 202x236 | <b>JIL29B</b>  |   |   |      |               |                |               |                |     | 10.7  | 1.57 | 149 |  |
|   | 153x203<br>QUEEN 60x80" | 205x239 | <b>JIQ29B</b>  |   |   |      |               |                |               |                |     | 10.7  | 1.57 | 149 |  |
|   | 160x200                 | 212x236 | <b>JIM29B</b>  |   |   |      |               |                |               |                |     | 11    | 1.61 | 153 |  |
|   | 170x200                 | 222x236 | <b>JIF29B</b>  |   |   |      |               |                |               |                |     | 11.5  | 1.67 | 160 |  |
|   | 180x200                 | 232x236 | <b>JIG29B</b>  |   |   |      |               |                |               |                |     | 12    | 1.75 | 166 |  |
|   | 190x200                 | 242x236 | <b>JIP29B</b>  |   |   |      |               |                |               |                |     | 13    | 1.86 | 174 |  |
|   | 193x203<br>KING 76x80"  | 245x239 | <b>JIK29B</b>  |   |   |      |               |                |               |                |     | 13    | 1.86 | 174 |  |
|   | Loose cover             |         | <b>RJIB</b>    |   |   |      |               |                |               |                |     |       | 0.02 | 8   |  |
| <b>rounded base h.29 w/easy/up BOX</b><br>orthopaedic slatted base included<br>suggested weights for mattresses (see flap on the right) |                         |         |                |   |   |      |               |                |               |                |     |       |      |     |  |
|   | 150x200                 | 202x236 | <b>JIL29BE</b> |   |   |      |               |                |               |                |     | 10.7  | 1.61 | 159 |  |
|   | 153x203<br>QUEEN 60x80" | 205x239 | <b>JIQ29BE</b> |   |   |      |               |                |               |                |     | 10.7  | 1.61 | 159 |  |
|   | 160x200                 | 212x236 | <b>JIM29BE</b> |   |   |      |               |                |               |                |     | 11    | 1.65 | 163 |  |
|   | 170x200                 | 222x236 | <b>JIF29BE</b> |   |   |      |               |                |               |                |     | 11.5  | 1.71 | 170 |  |
|   | 180x200                 | 232x236 | <b>JIG29BE</b> |   |   |      |               |                |               |                |     | 12    | 1.79 | 176 |  |
|   | 190x200                 | 242x236 | <b>JIP29BE</b> |   |   |      |               |                |               |                |     | 13    | 1.9  | 184 |  |
|   | 193x203<br>KING 76x80"  | 245x239 | <b>JIK29BE</b> |   |   |      |               |                |               |                |     | 13    | 1.9  | 184 |  |
|   | Loose cover             |         | <b>RJIB</b>    |   |   |      |               |                |               |                |     |       | 0.02 | 8   |  |



|  | Mattress                | Ext. dimension | Code            | D | C | A | Plus | Luxury fabric | Luxury leather | Nuvola fabric | Nuvola leather | TCL | Cover |      |     |  |
|--|-------------------------|----------------|-----------------|---|---|---|------|---------------|----------------|---------------|----------------|-----|-------|------|-----|--|
|  |                         |                |                 |   |   |   |      |               |                |               |                |     | ml    | mc   | kg  |  |
| <b>rounded base h.29</b>   |                         |                |                 |   |   |   |      |               |                |               |                |     |       |      |     |  |
| without slatted base (to choose a slatted base see flap on the right)              |                         |                |                 |   |   |   |      |               |                |               |                |     |       |      |     |  |
|    | 150x200                 | 202x236        | <b>JIL29A</b>   |   |   |   |      |               |                |               |                |     | 10.7  | 1.33 | 84  |  |
|  | 153x203<br>QUEEN 60X80" | 205x239        | <b>JIQ29A</b>   |   |   |   |      |               |                |               |                |     | 10.7  | 1.33 | 84  |  |
|  | 160x200                 | 212x236        | <b>JIM29A</b>   |   |   |   |      |               |                |               |                |     | 11    | 1.36 | 86  |  |
|  | 170x200                 | 222x236        | <b>JIF29A</b>   |   |   |   |      |               |                |               |                |     | 11.5  | 1.41 | 90  |  |
|  | 180x200                 | 232x236        | <b>JIG29A</b>   |   |   |   |      |               |                |               |                |     | 12    | 1.47 | 95  |  |
|  | 190x200                 | 242x236        | <b>JIP29A</b>   |   |   |   |      |               |                |               |                |     | 13    | 1.55 | 102 |  |
|  | 193x203<br>KING 76X80"  | 245x239        | <b>JIK29A</b>   |   |   |   |      |               |                |               |                |     | 13    | 1.55 | 102 |  |
| Loose cover  |                         | <b>RJIBA</b>   |                 |   |   |   |      |               |                |               |                |     | 0.02  | 8    |     |  |
| <b>rounded base h.29 w/BOX</b>   |                         |                |                 |   |   |   |      |               |                |               |                |     |       |      |     |  |
| orthopaedic slatted base included  |                         |                |                 |   |   |   |      |               |                |               |                |     |       |      |     |  |
| suggested weights for mattresses (see flap on the right)                           |                         |                |                 |   |   |   |      |               |                |               |                |     |       |      |     |  |
|   | 150x200                 | 202x236        | <b>JIL29BA</b>  |   |   |   |      |               |                |               |                |     | 10.7  | 1.57 | 152 |  |
|  | 153x203<br>QUEEN 60X80" | 205x239        | <b>JIQ29BA</b>  |   |   |   |      |               |                |               |                |     | 10.7  | 1.57 | 152 |  |
|  | 160x200                 | 212x236        | <b>JIM29BA</b>  |   |   |   |      |               |                |               |                |     | 11    | 1.61 | 156 |  |
|  | 170x200                 | 222x236        | <b>JIF29BA</b>  |   |   |   |      |               |                |               |                |     | 11.5  | 1.67 | 163 |  |
|  | 180x200                 | 232x236        | <b>JIG29BA</b>  |   |   |   |      |               |                |               |                |     | 12    | 1.75 | 170 |  |
|  | 190x200                 | 242x236        | <b>JIP29BA</b>  |   |   |   |      |               |                |               |                |     | 13    | 1.86 | 179 |  |
|  | 193x203<br>KING 76X80"  | 245x239        | <b>JIK29BA</b>  |   |   |   |      |               |                |               |                |     | 13    | 1.86 | 179 |  |
| Loose cover  |                         | <b>RJIBA</b>   |                 |   |   |   |      |               |                |               |                |     | 0.02  | 8    |     |  |
| <b>rounded base h.29 w/easy/up BOX</b>   |                         |                |                 |   |   |   |      |               |                |               |                |     |       |      |     |  |
| orthopaedic slatted base included  |                         |                |                 |   |   |   |      |               |                |               |                |     |       |      |     |  |
| suggested weights for mattresses (see flap on the right)                           |                         |                |                 |   |   |   |      |               |                |               |                |     |       |      |     |  |
|  | 150x200                 | 202x236        | <b>JIL29BEA</b> |   |   |   |      |               |                |               |                |     | 10.7  | 1.61 | 162 |  |
|  | 153x203<br>QUEEN 60X80" | 205x239        | <b>JIQ29BEA</b> |   |   |   |      |               |                |               |                |     | 10.7  | 1.61 | 162 |  |
|  | 160x200                 | 212x236        | <b>JIM29BEA</b> |   |   |   |      |               |                |               |                |     | 11    | 1.65 | 166 |  |
|  | 170x200                 | 222x236        | <b>JIF29BEA</b> |   |   |   |      |               |                |               |                |     | 11.5  | 1.71 | 173 |  |
|  | 180x200                 | 232x236        | <b>JIG29BEA</b> |   |   |   |      |               |                |               |                |     | 12    | 1.79 | 180 |  |
|  | 190x200                 | 242x236        | <b>JIP29BEA</b> |   |   |   |      |               |                |               |                |     | 13    | 1.9  | 189 |  |
|  | 193x203<br>KING 76X80"  | 245x239        | <b>JIK29BEA</b> |   |   |   |      |               |                |               |                |     | 13    | 1.9  | 189 |  |
| Loose cover  |                         | <b>RJIBA</b>   |                 |   |   |   |      |               |                |               |                |     | 0.02  | 8    |     |  |
| <b>rounded base h.29 w/HANDS FREE BOX</b>  |                         |                |                 |   |   |   |      |               |                |               |                |     |       |      |     |  |
| orthopaedic slatted base included  |                         |                |                 |   |   |   |      |               |                |               |                |     |       |      |     |  |
| Specify mattress weight (see flap on the right)                                    |                         |                |                 |   |   |   |      |               |                |               |                |     |       |      |     |  |
|  | 150x200                 | 202x239        | <b>JIL29BHF</b> |   |   |   |      |               |                |               |                |     | 10.7  | 1.61 | 158 |  |
|  | 153x203<br>QUEEN 60X80" | 205x242        | <b>JIQ29BHF</b> |   |   |   |      |               |                |               |                |     | 10.7  | 1.61 | 158 |  |
|  | 160x200                 | 212x239        | <b>JIM29BHF</b> |   |   |   |      |               |                |               |                |     | 11    | 1.65 | 162 |  |
|  | 170x200                 | 222x239        | <b>JIF29BHF</b> |   |   |   |      |               |                |               |                |     | 11.5  | 0.71 | 169 |  |
|  | 180x200                 | 232x239        | <b>JIG29BHF</b> |   |   |   |      |               |                |               |                |     | 12    | 1.79 | 177 |  |
|  | 190x200                 | 242x239        | <b>JIP29BHF</b> |   |   |   |      |               |                |               |                |     | 13    | 1.9  | 187 |  |
|  | 193x203<br>KING 76X80"  | 245x242        | <b>JIK29BHF</b> |   |   |   |      |               |                |               |                |     | 13    | 1.9  | 187 |  |
| Loose cover  |                         | <b>RJIBHF</b>  |                 |   |   |   |      |               |                |               |                |     | 0.02  | 8    |     |  |

## GIROLETTI E PIEDINI / BEDFRAMES AND FEET

### pieдини in legno / wooden feet:

pieдини realizzati in legno di frassino con possibilità di essere tinti, verniciati ral o foderati in tessuto a scelta.

ash wood legs with the possibility of being dyed, RAL varnished or lined with fabric (of your choice)

### pieдини in metallo / metal feet:

pieдини realizzati in metallo con possibilità di essere verniciati effetto ottone o colori ral.

metal legs with the possibility of being painted in brass effect or RAL varnished.

### bedframe h.9 cm




cilindro  
H 26 cm 10<sup>2</sup>/<sub>8</sub>"



vasetto  
H 26 cm 10<sup>2</sup>/<sub>8</sub>"



vasetto inclinato  
H 26 cm 10<sup>2</sup>/<sub>8</sub>"



tubino  
H 26 cm 10<sup>2</sup>/<sub>8</sub>"



lamina  
H 26 cm 10<sup>2</sup>/<sub>8</sub>"



arco  
H 26 cm 10<sup>2</sup>/<sub>8</sub>"

### bedframe h.20 cm



cilindro  
H 12,5 cm 4<sup>7</sup>/<sub>8</sub>"



vasetto  
H 12,5 cm 4<sup>7</sup>/<sub>8</sub>"



tubino  
H 12,5 cm 4<sup>7</sup>/<sub>8</sub>"



lamina  
H 15 cm 5<sup>7</sup>/<sub>8</sub>"

### bedframe h.29 cm



vasetto h. 4cm  
H 4 cm 1<sup>5</sup>/<sub>8</sub>"



vasetto h. 9-12,5 cm  
H 9 cm 3<sup>4</sup>/<sub>8</sub>"  
H 12,5 cm 4<sup>7</sup>/<sub>8</sub>"



cipolla  
H 8 cm 3<sup>1</sup>/<sub>8</sub>"

### finiture legno tinto / lacquered wood finishes:



noce / walnut



ciliegio / cherry



rovere / oak



wengè

### finiture metallo / metal finishes:



ottone satinato /  
brushed brass

### finiture laccati ral / ral lacquered finishes:



bianco / white  
RAL 9010



nero / black  
RAL 9011



grigio / grey  
RAL 7044



marrone / brown  
RAL 8019



rosso / red  
RAL 3005



verde / green  
RAL 6020



blu / blue  
RAL 5008

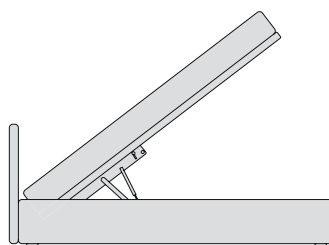
## h. 20-29 SISTEMA CONTENITORE / BOX SYSTEM



box

### BOX

apertura basic del box grazie ad un semplice sistema a leva / basic opening of storage box thanks to a simple lever system



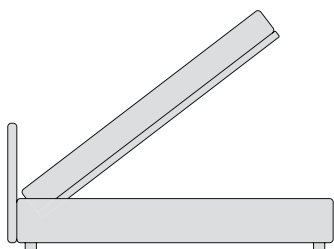
interno in legno



interno in alluminio  
only for h29cm

### HANDS-FREE solo per h.29 cm / only for h.29cm

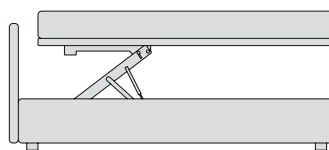
apertura del box senza l'uso delle mani e grazie al box completamente in alluminio è privo di pistoncini a vista / The mechanism allows to open the storage box without hands, and thanks to its aluminum structure, the storage box has inner pistons, thus maintaining a top-notch design



interno in alluminio  
only for h29cm

### EASY UP

grazie al movimento che mantiene la rete all'interno dello spazio occupato dal letto, ottimizza lo spazio all'interno della stanza / mechanism optimizes the space inside the room thanks to its movement that keeps the slatted base within the space occupied by the bed



interno in legno

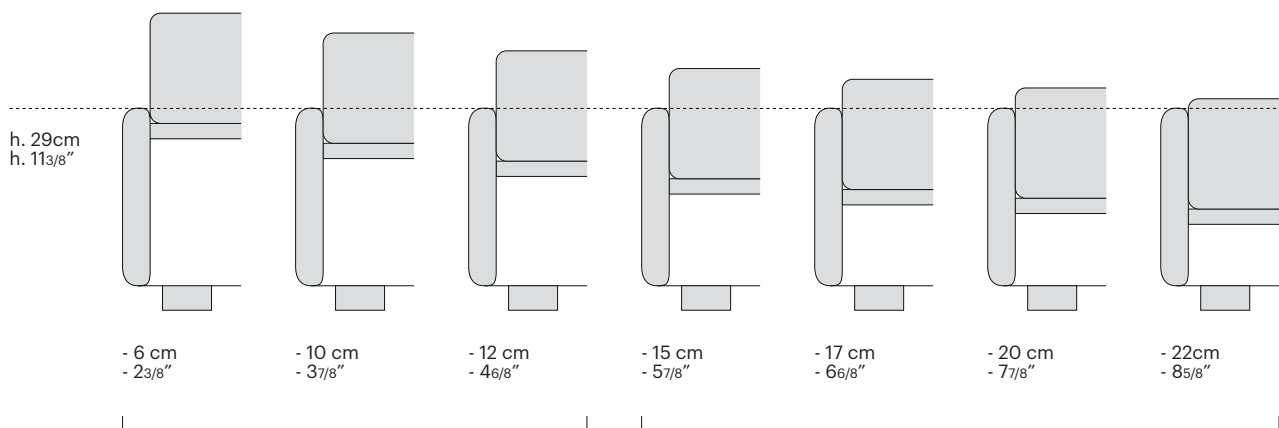


interno in alluminio  
only for h29cm

## h. 20-29 INCASSO MATERASSO / MATTRESS RECESS

La struttura dei letti Bolzan permette di soddisfare le diverse esigenze di progettazione: l'incasso del materasso nella struttura del letto è personalizzabile in 7 altezze diverse. Non disponibile per le basi con box.

Bolzan beds' structure allows you to meet different design needs: the mattress recess in the bed's structure is customizable in 7 different heights. It is not available for bases with box.



ribassamento disponibile per giroletto h. 20 e h. 29 cm /  
mattress recess available for h. 20 and h. 29 cm bedframes

ribassamento disponibile solo per giroletto h. 29 cm /  
mattress recess available for h. 29 cm bedframe