

GENERAL TECHNICAL INFORMATION

Cabinet with hinged doors with touch-latch system and equipped with a working station, available in two heights: 1478 mm and 2200 mm.

In both height configurations the central flap door becomes a self-supporting desk; the open compartment is equipped with a shelf made of micro-perforated metal sheet, with cable gland, LED lighting and upper flap door. It can be independent or can be integrated with the Living and Young System programs.

Home Office 1478 also includes a lower storage element.

Home Office 2200 featuring 2 storage elements.

- **Structure and doors:** wood with adjustable nylon feet.

- **Standard finishes:**

Structure: Melamine White, Oak Sabbia, Oak Moro, Perla, Tortora, lacquered as per Cleicoloursystem.

Doors: Melamine White, Oak Sabbia, Oak Moro, Perla, Tortora, lacquered as per Cleicoloursystem.

Glossy White Dialux, Wavy Walnut Wood, Smoked Oak Wood.

Maximum load top: 20 kg equally distributed

N.B.: Made-to-measure sizes are not possible.

WARNINGS: Assembly and safety



THIS MODEL MUST BE FIXED TO THE WALL

This product is delivered disassembled and provided with specific assembly instructions.

The product must be anchored to walls using 2 anchor points and must stand on perfectly level floors.

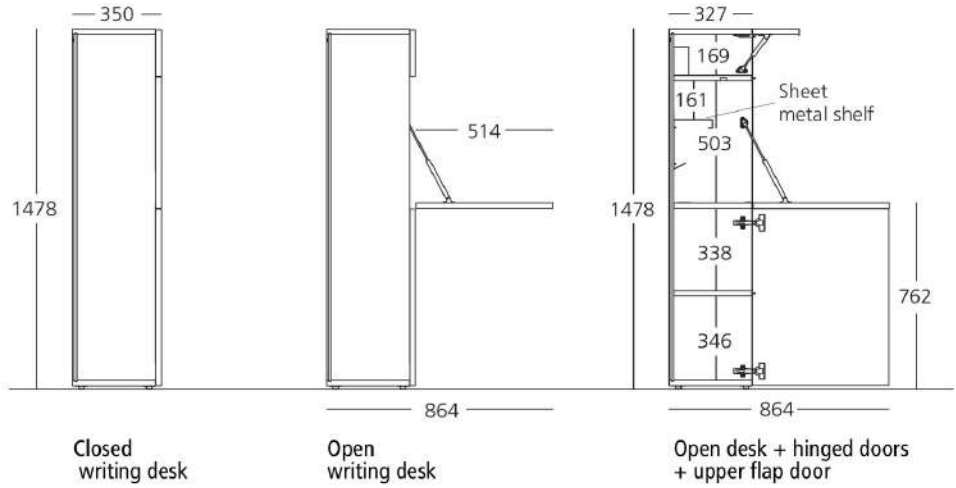
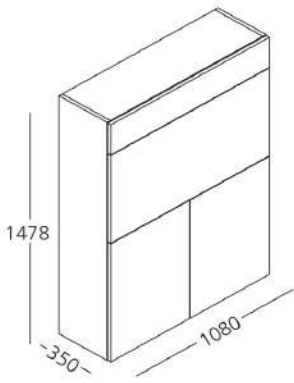
A hardware kit is supplied for assembly, but it does not include wall plugs which, in order to guarantee safety, must be chosen by the installer based on the type of wall or partition where the product is to be installed, and which the manufacturer does not know.

The installer is responsible for workmanlike assembly and testing of the product.

For further specific warnings, please see page 15 of this price list and the instruction booklet that is supplied with each product inside the packaging.

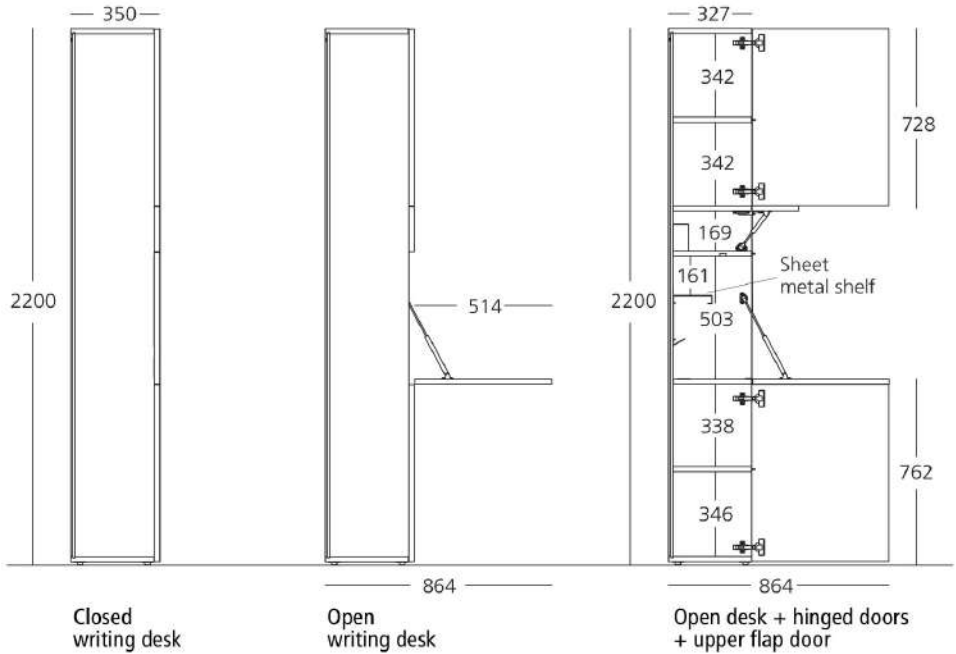
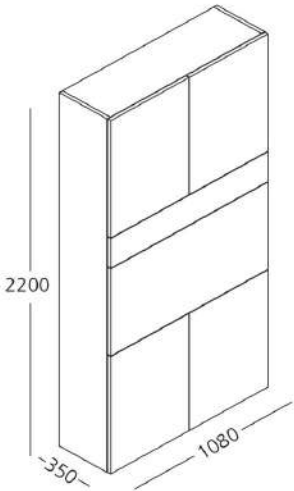
HOME OFFICE H.1478

Section



HOME OFFICE H. 2200

Section



LED light


Recessed LED system made of anodized aluminum frame, opaline polycarbonate cover

The LED used is certified in compliance with EN62471 regulation as part of the "risk-free" category that assures its unlimited maximum safety.

LED 4000°K 7,2 W IP40 75/80 Lm/W EEC A+



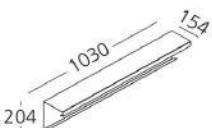
Dimensions: W 600 mm x D 35 mm



Sheet metal shelf

Made of micro-perforated and press-formed sheet metal, painted in aluminum gray metallic paint.

Dimensions: W 1030 mm x D 154 mm x H 204 mm



HOME OFFICE - Design guide, composition and integration with the Living and Young System programs

Home Office can be integrated with Living & Young System programs .It is required to have not less than 540 mm as minimum functional distance in case of composition .

