

GENERAL TECHNICAL INFORMATION

Dual-function transforming system with horizontal foldaway single bed with the patented CF09 slatted bed base, folding opening and safety mechanism to stop accidental opening and closing. The upper part is completed with bridge wardrobe element with sliding doors.

Folding mechanism with gas springs and device that cushions movements, completely embedded in the side of the structure, thanks to patented technology and special manufacturing.

The model, made in depth 623 mm, in two heights 2200 mm and 2561 mm, is available in the Standard, Board (maxi writing desk) and Sofa versions. The system can stand alone or be integrated and coordinated with the elements of the Living and Young System programs.

Kali Ponte Standard with single bed and wardrobe element with sliding doors, is available in two heights, 2200 mm and 2561 mm.

Kali Ponte Board with single bed and wardrobe element with sliding doors, patented maxi writing desk, which uses a tilting movement to slide horizontally under the bed in the night-time configuration, without the need to remove any objects from the desk.

Kali Ponte Sofa with single bed and wardrobe element with sliding doors and sofa, patented. The backrest cushions are removed as the bed is opened, the sofa tilts backwards and takes place under the bed.

The sofa is available in the version with a full-size seat cushion, French stitching, with two types of armrest in different widths (W 40 mm and 160 mm) and in the "Next" version with divided seat, horizontal band under the chair armrest W 160 mm, with French stitching.

Removable cover.

- Wooden **frame** with adjustable nylon feet.
- **Bed base** with curved beech plywood slats mounted to the frame with adjustable nylon/rubber gaskets.
 - Bed base : kg 28
 - bed base with front panel : kg 40
- **Standard mattresses** H 180 mm, single 800 mm x 1970 mm weight 14-16 kg,
 - Spring, memory basic, memory - independent spring coils, 7 zone memory, deluxe memory versions (for further information on mattresses, refer to the specific page of the price list).
- Adjustable mattress locking belts in nylon with black nylon release fasteners.
- **Maximum liftable weight** (including mattress, blankets and pillows): kg 59

- Standard finishes:

- Structure: Melamine White, Oak Sabbia, Oak Moro, Perla, Tortora and lacquered as per Cleicoloursystem.
- Front and doors: Melamine White, Oak Sabbia, Oak Moro, Perla, Tortora, Cemento (only for the bed panel front), Glossy White Dialux, lacquered as per Cleicoloursystem.
- Back: Melamine White and lacquered as per Cleicoloursystem.
- Decorations: Multicolour - Prints, Quadra - Petalo - Wave, fixed configurations as per chapter "decorations" of the pricelist.

N.B.: Made-to-measure sizes are not possible.

PATENTED CF09 BED BASE: Technological Innovation

- **The bed base** consists of laser cut, press-brake bent box-shaped sheet metal with die-cast components and a slatted wooden base (Fig. 1).
- **Safety:** Bed base safety device consisting of an automatic engagement locking pin. The auto-lock mechanism prevents accidental opening and closing of the bed, both in the vertical and in the horizontal position (Fig. 2).
- Integrated opening lever between the side and front panel (Fig. 3) with automatic locking function of the open bed and manual unlocking for its closure (Fig. 4).
- **Mechanism and design:** Folding mechanism with gas springs and device that cushions movements, completely recessed in the side of the structure, thanks to patented technology and special manufacturing (Fig. 5).
- **Easy installation,** the gas spring automatic engagement device makes the bed base quick and easy to install.
- **Functionality and aesthetics:** No hardware required for front panel mounting (Fig. 6).
- **Adjustments:** to compensate floor level differences, the bed frame legs are height adjustable (Fig. 7A and 7B).



FIG.1

FIG.2

FIG.3

FIG.4

FIG.5

FIG.6

FIG.7A

FIG.7B

WARNINGS: Assembly and Safety



**MANDATORY TO FIX KALI DUO STANDARD AND KALI DUO BOARD TO THE WALL.
KALI PONTE SOFA IS SELF-SUPPORTING.**

This product is delivered disassembled and provided with specific assembly instructions.

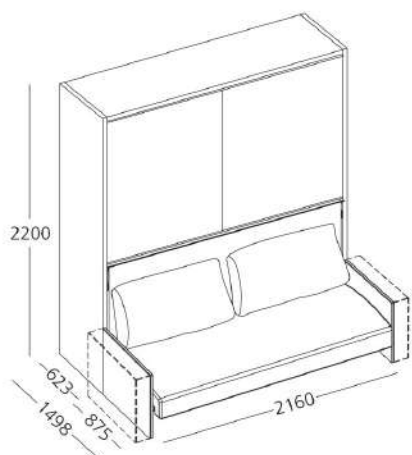
The product must be anchored to walls using 4 anchor points and must stand on perfectly level floors.

A hardware kit is supplied for assembly, but it does not include wall plugs which, in order to guarantee safety, must be chosen by the installer based on the type of wall or partition where the product is to be installed, and which the manufacturer does not know.

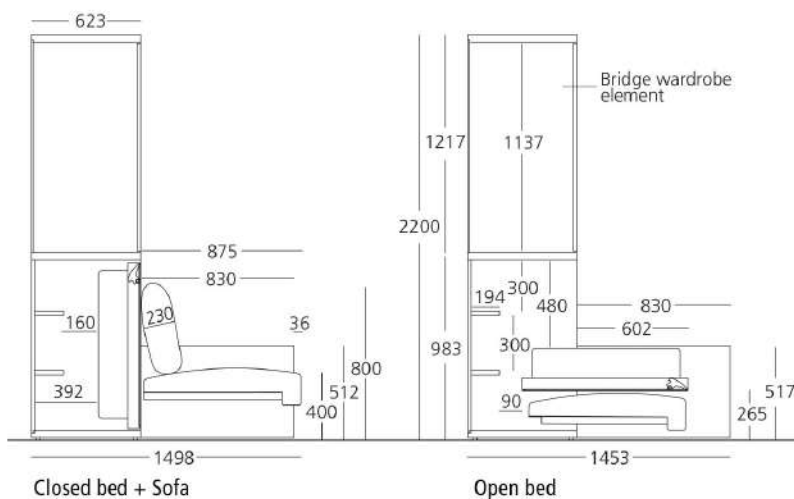
The installer is responsible for workmanlike assembly and testing of the product.

For further specific warnings, please see page 15 of this price list and the instruction booklet that is supplied with each product inside the packaging.

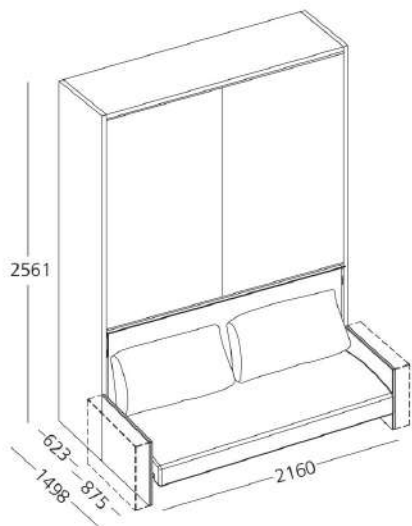
KALI PONTE SOFA 2200



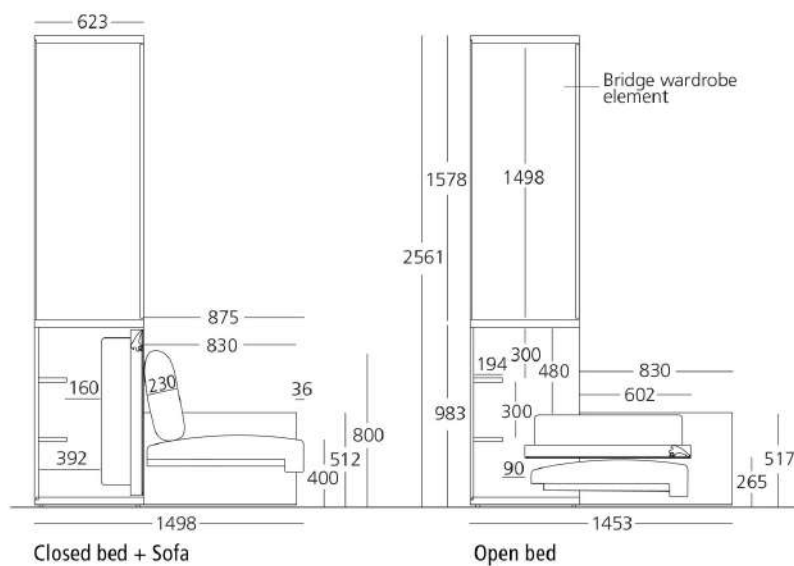
Section



KALI PONTE BOARD 2561




Section



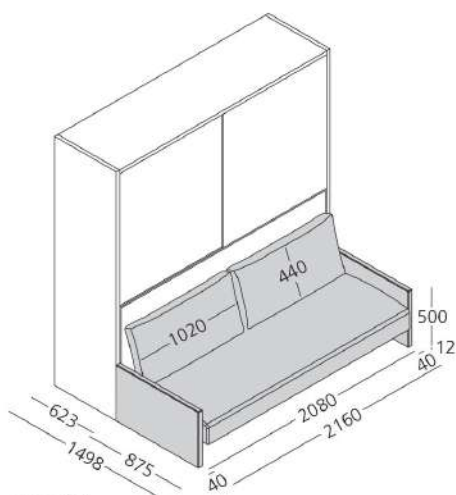
SOFA TECHNICAL FEATURES

- **Structure** made of iron with epoxy powder coating
- **Seat springs** made of interwoven reinforced elastic straps.
- **The seat cushions** are made of non-deformable foam of differing densities and upholstered with a layer of Dacron coupled with cotton cloth. For the Next version sofa, the seat is composed of two cushions (Fig. 3).
- **Backrest cushions:** made of Piuma & Fill, a padding system made of natural goose feathers, washed and sterilized according to the strictest European regulations and from hollow cold-extruded silconized polyester fiber flakes with constant denier and shaped like tiny springs. All the cushions are covered in white 100% cotton cloth that protects the contact with the padding
- Only for the Next sofa (Fig. 3) a front band is inserted under the seat in poplar plywood, foam padded and covered in coupled velvet.
- **Cover** in completely removable fabric or leather, with French or normal stitching.
- **Armrests** in widths 40 mm (Fig. 1) and 160 mm (Fig. 2). For both sizes, the armrest has an iron frame with high-density cold-foamed expanded padding, covered in coupled velvet. Next version sofa with armrest W 160 mm.
- **Adjustment of foot under armrest**

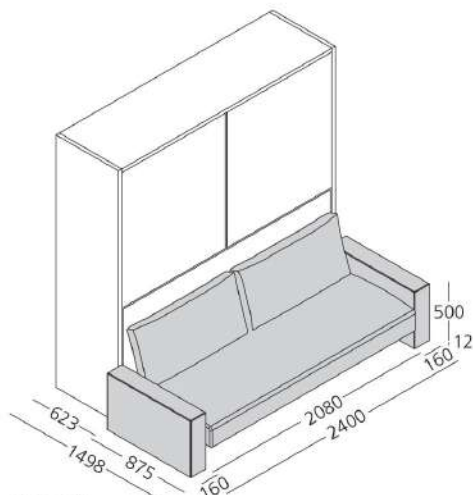


- Maximum sofa **capacity** 300 kg
- **Optional** feather lateral loose cushion
- **Length required for sofa cover:**
KALI Sofa armrest 40 mm
 - Fabric Ml. 6,5 in H. 1,40 mm - Leather m² 1
KALI Sofa armrest 160 mm
 - Fabric Ml. 7,5 in H. 1,40 mm - Leather m² 13,10
KALI Sofa Next
 - Fabric Ml. 8,0 in H. 1,40 mm - Leather m² 13,10
- Wash according to the fabric label.

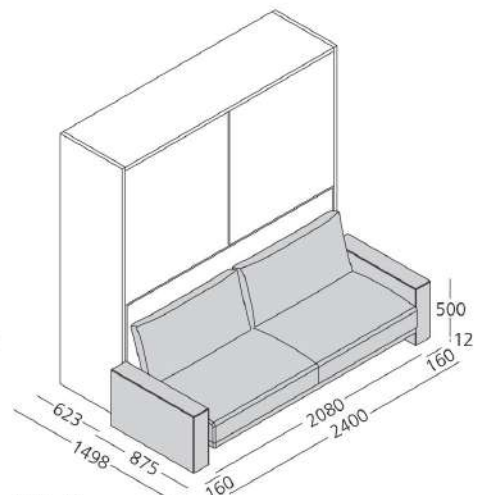
SOFA: Armrests and seat



(Fig. 1) Sofa with armrests W 40 mm



(Fig. 2) Sofa with armrests W 160 mm



(Fig. 3) Next version sofa with armrests W 160 mm, divided seat, horizontal band under the seat

KALI PONTE SOFA - Design guide, composition and integration with the Living and Young System programs

Warnings for 160 mm W sofa with armrest - Kali ponte sofa
 Combination with open storage units, storage units 350 mm D with fixed lower door and with boiserie.

open columns

column with fixed lower door

standard boiserie

