

GENERAL TECHNICAL INFORMATION

Dual-function transforming system with horizontal foldaway single and intermediate bed with the patented CF09 slatted bed base, with folding horizontal opening and safety mechanism to stop accidental opening and closing.

Folding mechanism with gas springs and device that cushions movements, completely embedded in the side of the structure, thanks to patented technology and special manufacturing.

The model, made with a depth of 350 mm, is available in the Standard, Board (maxi writing desk) and Sofa versions.
The system can stand alone or be integrated and coordinated with the elements of the Living and Young System programs.

Kali Standard is available in the single bed version with mattress W 800 mm and intermediate bed version with mattress W 1040 mm.

Kali Board with single or intermediate and patented maxi writing desk, which uses a tilting movement to slide horizontally under the bed in the night-time configuration, without the need to remove any objects from the desk.

Kali Sofa with single or intermediate bed and sofa, patented. The backrest cushions are removed as the bed is opened, the sofa slides backwards and sets under the bed.

The sofa is available in the version with a single seat cushion and with two types of armrest on different widths (W 40 mm and 160 mm) and in the "Next" version with divided seat, horizontal band under the seat, armrest W 160 mm, French stitching.
Removable cover.

- **Wooden frame** with adjustable nylon feet.
- **Bed base** with curved beech plywood slats mounted to the frame with adjustable nylon/rubber gaskets.
 - weight of Kali 90 bed base: Kg 28 - weight of Kali 120 bed base : Kg 31
 - weight of Kali 120 bed base: Kg 31 - weight of Kali 120 bed base + front panel: Kg 46
- Standard **mattresses** H 180 mm, single 800 mm x 1970 mm weight 14-16 kg, intermediate 1040 mm x 1970 mm weight 21-23 kg
Spring, memory basic, memory - independent spring coils, 7 zone memory, deluxe memory versions (for further information on mattresses, refer to the specific page of the price list).
- Adjustable mattress **locking belts** with black nylon release fasteners.
- **Maximum liftable weight** (including mattress, blankets and pillows):
- Kali 90 kg 59 - Kali 120 kg 71

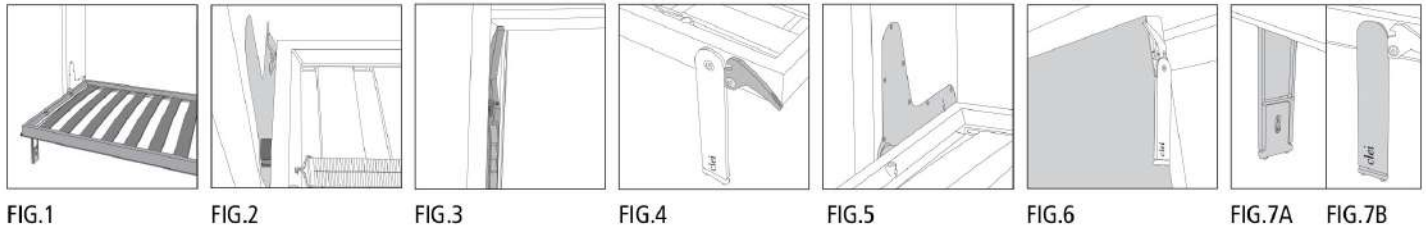
- Standard finishes:

- Structure: Melamine White, Oak Sabbia, Oak Moro, Perla, Tortora and lacquered as per Cleicoloursystem.
- Front: Melamine White, Oak Sabbia, Oak Moro, Perla, Tortora, Cemento, Glossy White Dialux, lacquered as per Cleicoloursystem.
- Back: Melamine White and lacquered as per Cleicoloursystem.
- Decorations: Multicolor (Kali 90) - Prints, Quadra - Petalo - Wave, fixed configurations as per chapter "decorations" of the pricelist.

N.B.: Made-to-measure sizes are not possible.

PATENTED CF09 BED BASE: Technological Innovation

- **The bed base** consists of laser cut, press-brake bent box-shaped sheet metal with die-cast components and a slatted wooden base (Fig. 1).
- **Safety:** Bed base safety device consisting of an automatic engagement locking pin. The auto-lock mechanism prevents accidental opening and closing of the bed, both in the vertical and in the horizontal position (Fig. 2).
Integrated opening lever between the side and front panel (Fig. 3) with automatic locking function of the open bed and manual unlocking for its closure (Fig. 4).
- **Mechanism and design:** Folding mechanism with gas springs and device that cushions movements, completely recessed in the side of the structure, thanks to patented technology and special manufacturing (Fig. 5).
- **Easy installation,** the gas spring automatic engagement device makes the bed base quick and easy to install.
- **Functionality and aesthetics:** No hardware required for front panel mounting (Fig. 6).
- **Adjustments:** to compensate floor level differences, the bed frame legs are height adjustable (Fig. 7A and 7B).



WARNINGS: Assembly and Safety



**MANDATORY TO FIX KALI STANDARD AND KALI BOARD TO THE WALL.
KALI SOFA IS SELF-SUPPORTING.**

This product is delivered disassembled and provided with specific assembly instructions.

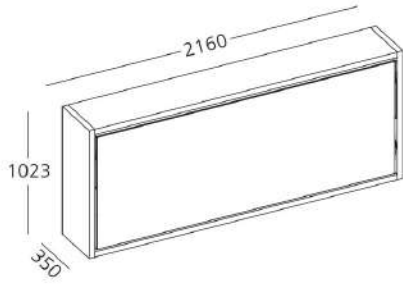
The product must be anchored to walls using 2 anchor points and must stand on perfectly level floors.

A hardware kit is supplied for assembly, but it does not include wall plugs which, in order to guarantee safety, must be chosen by the installer based on the type of wall or partition where the product is to be installed, and which the manufacturer does not know.

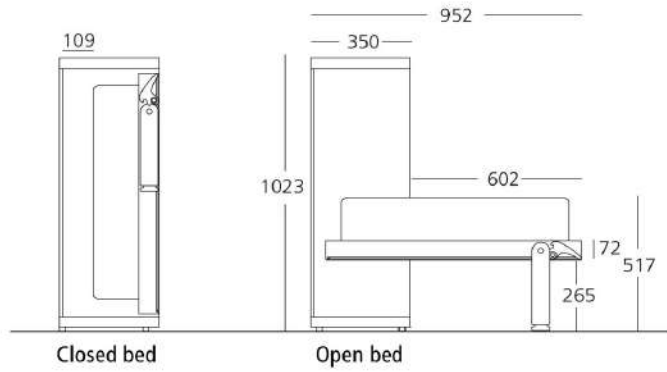
The installer is responsible for workmanlike assembly and testing of the product.

For further specific warnings, please see page 15 of this price list and the instruction booklet that is supplied with each product inside the packaging.

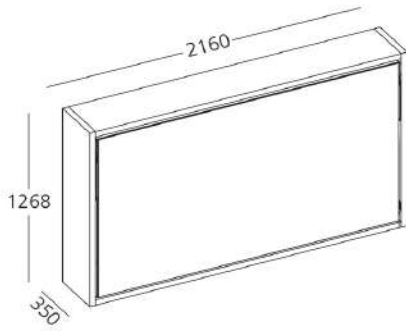
KALI STANDARD 90



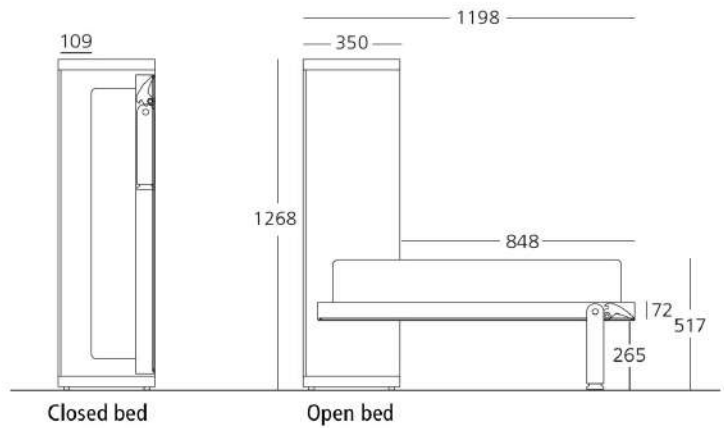
Section



KALI STANDARD 120



Section

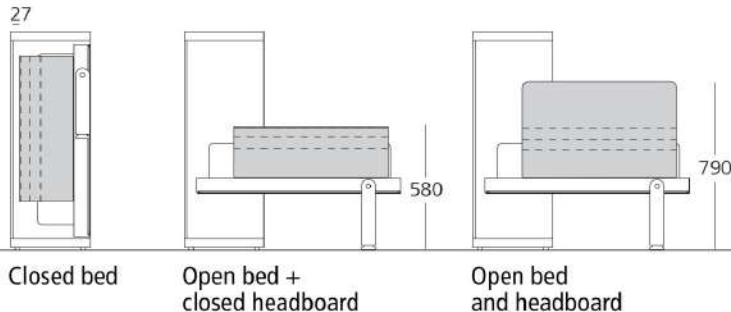


Accessories - KALI

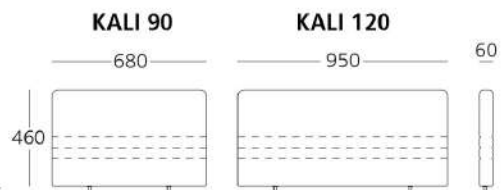
Reclining padded headboard

- Iron frame with expanded, cold-cured polyurethane foam padding and with removable fabric cover.
- Cannot be covered in eco-leather due to the thickness, which causes chafing
- Open headboard dimensions: W 680/950 mm x D 60 mm x H 460 mm

Section



KALI 90 reclining headboard dimensions



LED light

LED system made of aluminum tubes with plexiglass sliding cover, which acts as a lamp. On/off button in the rear and rubber front pad to cushion the bed base closure.

The LED used is certified as compliant with regulation EN62471 in the existing risk group that ensures its utmost safety without limitations. LED 3000°K 1,4 W IP20 75/80 Lm/W EEC A+



Dimensions: W 200 mm x D 25 mm

