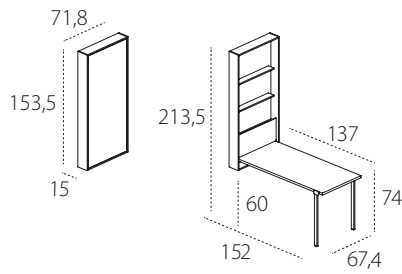
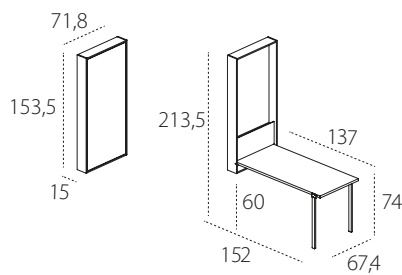




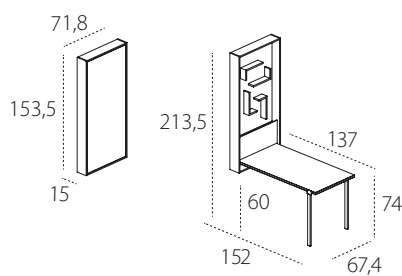
WALLY
integrated tilting table, wooden back panel



WALLY
integrated tilting table, magnetic back panel



WALLY
integrated tilting table, magnetic back panel with shelves



TECHNICAL INFORMATION

Case element equipped with integrated table with tilting opening.

Through a simple movement, the metal legs placed on the side of the top are released, and they self-lock in the operating position.

Available in melamine white and lacquered finish in the configuration with back panel equipped with 2 shelves or with magnetic back panel with 4 movable shelves.

Table: Dimensions cm W 67,4 x D 137 x H table from the floor cm 74.

AVAILABLE FINISHES

INTEGRATED TABLE - Melamine white. Lacquered as per Cleicoloursystem.

INNER MAGNETIC SHELF - Melamine white. Lacquered as per Cleicoloursystem.

TAVOLO A
RIBALTA
INTEGRATO

ELEMENTO
CONTENITORE
ATTREZZATO



= WALLY