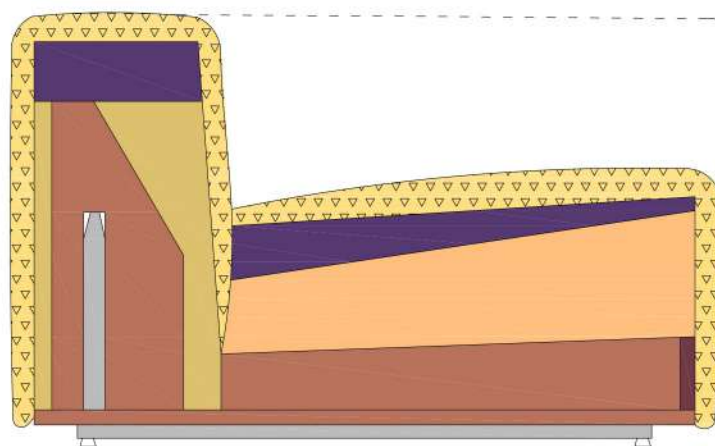











- Struttura:** struttura in metallo con barre cilindriche d'acciaio. Piedi non visibili in polipropilene nero.
Structure: metal frame with cylindrical steel bars. Non-visible feet in polypropylene black colour.
- Sedile:** base in legno massello, molleggio seduta con cinghie elastiche, ricoperta con poliuretano espanso indeformabile a densità differenziate PF 40/PFR, OS 30/FM, 75/SR e rivestita con piuma d'oca ½ B con fodera 100% cotone spigato bianco.
Seat: solid wood base, springing system with elastic webbing, padded with non-deformable polyurethane foam with different densities PF 40/PFR, OS 30/FM, 75/SR, covered with 100% cotton-fabric filled with natural goose feather ½ B.
- Schienale:** struttura in legno massello, multistrato e agglomerato di legno, ricoperta con poliuretano espanso indeformabile a densità differenziate T 30/C, OS 30/FM, e rivestita con piuma d'oca ½ B con fodera 100% cotone spigato bianco.
Bracciolo: struttura in legno massello, multistrato e agglomerato di legno, ricoperta con poliuretano espanso indeformabile a densità differenziate T 30/C, OS 30/FM, e rivestita con piuma d'oca ½ B con fodera 100% cotone spigato bianco.
- Back:** frame in solid wood, multilayer and agglomerated wood, padded with non-deformable polyurethane foam T 30/C, OS 30/FM, covered with 100% cotton-fabric filled with natural goose feather ½ B.
Arm: frame in solid wood, multilayer and agglomerated wood, padded with non-deformable polyurethane foam T 30/C, OS 30/FM, covered with 100% cotton-fabric filled with natural goose feather ½ B.
- Rivestimenti:** il modello è realizzabile in tessuto o pelle.
Covers: covers can be made with fabric or leather.

POLIURETANO ESPANSO SENZA C.F.C.
 POLYURETHANE FOAM C.F.C. FREE




-  Poliuretano SR/75 (14,0 kPa)
Polyurethane SR/75 (14,0 kPa)
-  Piuma d'oca vergine
Natural goose feather
-  Poliuretano PF 40/PFR (3,0 kPa)
Polyurethane PF 40/PFR (3,0 kPa)
-  Poliuretano OS 30/FM (1,5 kPa)
Polyurethane OS 30/FM (1,5 kPa)
-  Poliuretano T 30/C (2,7 kPa)
Polyurethane T 30/C (2,7 kPa)
-  Base telaio metallo
Metal frame
-  Struttura legno
Wooden frame


DIVANI/SOFAS



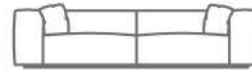
• 105/42" •



• 210/83" •



• 240/95" •



• 260/103" •



• 280/110" •

TERMINALI/END SX-DX



• 105/42" •
SX-DX



• 120/47" •
SX-DX



• 130/51" •
SX-DX



• 140/55" •
SX-DX

CUSCINO/CUSHION



• 60/25" •

ELEMENTI CENTRALI/CENTRAL UNITS




• 105/42" •




• 75/30" •



• 90/35" •

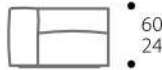


• 100/40" •



• 110/43" •

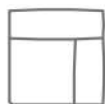
ANGOLO/CORNER



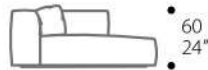
• 105/42" •



• 105/42" •



CHAISE LONGUE



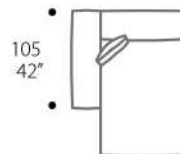
• 155/61" •



• 130/51" •
SX-DX

Chaise longue
con 1 bracciolo
SG o DG

Chaise longue
with 1 arm left
or right



105
42"

POUFF



• 100/40" •



100
40"