

PANDORA

Rete

Meccanica con tubolare d'acciaio a sezione quadra verniciata con polveri epossidiche e dotata di meccanismo testato dal nostro ufficio tecnico per oltre 2.000 cicli di apertura. Il piano dormita supporta il peso di due persone adulte di peso medio senza deformarsi.

Telaio

Realizzato con masselli di abete in vari spessori, parti di tamponamento in fibra di legno e/o compensato, fianchi in agglomerato di legno da 18 mm. Fibra grezza e/o agglomerato di legno a bassa emissione di formaldeide, il tutto rivestito con vellutino 100% poliammide termoaccoppiato ad espanso di poliestere e/o ovatta di poliestere 100% da 200gr.

Imbottitura

Seduta in espanso indeformabile di poliuretano sagomato in 30HS ny portanza 3,6. Rivestimento cuscino seduta sagomato ed incollato, composto da resinato di poliestere 100% da 200gr. Schiena in espanso indeformabile di poliuretano 18SS portanza 1,6. Braccioli tampone in espanso indeformabile sagomato in poliestere D30 portanza 8,0.

Support

Mechanic system consisting of a square section steel tube coated with epoxy powder and equipped with a mechanism tested by our technical department for more than 2,000 cycles of opening. The structure supports the weight of two adult people of average weight, without deforming.

Frame

Made from solid spruce in various thicknesses, the filling parts are in wood fibre and/or plywood, the sides are made from 18 mm chipboard. Crude fibre and/or low formaldehyde emission chipboard, all covered with 100% polyamide velvet, thermocoupled with polyester foam and/or 100% 200g. polyester wadding.

Padding

Seats made with inalterable shaped polyether foam 30HS ny, carrying capacity 3.6. Shaped and glued seat cushion padding, consisting of 200g. 100% polyester resin. Backrest made with inalterable polyether foam 18SS, carrying capacity 1.6. Armrests made with inalterable shaped polyether foam D30, carrying capacity 8.0.

Mécanisme lit

Système mécanique avec tube d'acier à section carrée verni avec poudre époxy et équipé d'un mécanisme testé par notre service technique sur plus de 2 000 cycles d'ouverture. Le plan de couchage peut supporter le poids de deux adultes de poids moyen sans se déformer.

Cadre

Fabriquée en bois massif de sapin de différentes épaisseurs, pièces de remplissage en fibre de bois et/ou contreplaqué, panneaux latéraux en bois aggloméré de 18 mm. Fibres brutes et/ou bois aggloméré à faible émission de formaldéhydes, le tout revêtu de velours 100% polyamide relié à chaud à de la mousse de polyester et/ou ouate 100% polyester de 200 g.

Rembourrage

Assise en mousse indéformable de polyester façonnée en 30HS avec force portante de 3,6. Revêtement du coussin de l'assise formé et collé, constitué de résines 100% polyester de 200g. Dossier en mousse indéformable de polyester 18SS avec force portante de 1,6. Accoudoirs tampon en mousse indéformable moulé en polyester D30 avec force portante de 8,0.

Somier

Mecánico con tubo de acero de sección cuadrada, pintado con polvos epoxídicos y equipado con mecanismo probado por nuestra oficina técnica durante más de 2.000 ciclos de apertura. La superficie de descanso sostiene el peso de dos personas adultas de compleción media sin deformarse.

Bastidor

Fabricado en madera maciza de abeto de distintos espesores, remates en fibra de madera y/o madera contrachapada, costados en conglomerado de madera de 18 mm. Fibra de madera bruta y/o conglomerado de madera con baja emisión de formaldehído, todo recubierto de velludillo 100% poliamida, laminado térmicamente con espuma de poliéster y/o guata de poliéster 100% de 200 gramos.

Relleno

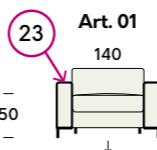
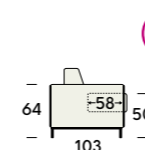
Asiento en espuma de poliuretano indeformable, moldeada en 30HS ny con sustentación 3,6. Tapizado del cojín del asiento moldeado y pegado, compuesto por poliéster resinado 100% de 200 gramos. Respaldo en espuma de poliuretano indeformable 18SS, sustentación 1,6. Apoyabrazos en espuma de poliéster D30 indeformable y moldeada, sustentación 8,0.

**OPTIONAL**

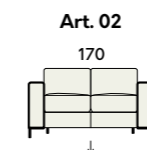
cromo h. 13
chrome h. 13
chrome h. 13
cromo h. 13

nero opaco h. 13
matt black h. 13
noir opaque h. 13
negro mate h. 13

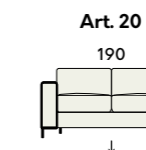
PANDORA



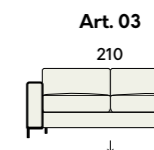
Poltrona/Letto
Chair bed
Fauteuil convertible
Sillón/Cama



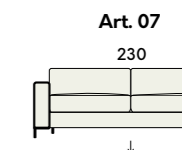
Divano/Letto 2 posti
2-seater sofa bed
Canapé convertible 2 places
Sofá/cama 2 plazas



Divano/Letto 2 posti grande
2-seater large sofa bed
Canapé convertible 2 grandes pl.
Sofá/cama 2 plazas grande

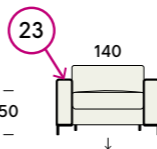
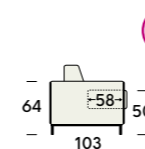


Divano/Letto 3 posti
3-seater sofa bed
Canapé convertible 3 places
Sofá/cama 3 plazas

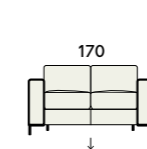


Divano/Letto 3 posti maxi
Maxi 3-seater sofa bed
Canapé convertible
3 places maxi
Sofá/cama 3 plazas maxi

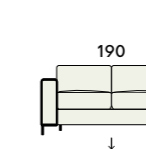
OPZIONE RETE EXTRA LONGUE CON MATERASSO DA 207 cm | EXTRA LONG BED BASE WITH 207 cm MATTRESS OPTIONAL
OPTION SOMMIER EXTRA LONG AVEC MATELAS DE 207 cm | OPCIÓN SOMIER EXTRA LARGO CON COLCHÓN DE 207 cm



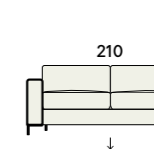
Poltrona/Letto
Chair bed
Fauteuil convertible
Sillón/Cama



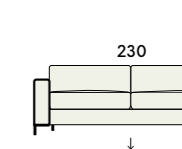
Divano/Letto 2 posti
2-seater sofa bed
Canapé convertible 2 places
Sofá/cama 2 plazas



Divano/Letto 2 posti grande
2-seater large sofa bed
Canapé convertible 2 grandes pl.
Sofá/cama 2 plazas grande



Divano/Letto 3 posti
3-seater sofa bed
Canapé convertible 3 places
Sofá/cama 3 plazas



Divano/Letto 3 posti maxi
Maxi 3-seater sofa bed
Canapé convertible
3 places maxi
Sofá/cama 3 plazas maxi