

GRUS

COMPLETAMENTE SFODERABILE / COMPLETELY REMOVABLE FABRIC / COMPLÈTEMENT DÉHOUSSABLE / VOLLSTÄNDIG ENTFERNBAR

STRUTTURA

Realizzata con masselli in legno di abete massiccio di vari spessori. Parti di tamponamento in fibra grezza e/o compensato di pioppo. Fianchi in agglomerato di legno a bassa emissione di formaldeide (appartenente alla Classe E1). Braccioli dotati di vano contenitore. Poggiatesta dotato di cricchetto estraibile in acciaio con finitura cromo lucido. Possibilità di regolare l'inclinazione a seconda del proprio comfort.

IMBOTTITURA

Cuscino seduta in espanso indeformabile in D35 / D40 il tutto rivestito in resinato di poliestere 200 gr. Schienale in espanso D16 indeformabile, rivestito in resinato di poliestere 200 gr. Poggiatesta in espanso indeformabile in D28, dotato di cricchetto con innesto su bussola in acciaio con finitura cromo lucido.

MECCANISMO

Meccanismo sottoposto a severi test di resistenza. Seduta dotata di meccanismo scorrevole in metallo a 3 posizioni con cinghiatura elastica.

PIEDI

In alluminio pressofuso lucidata meccanicamente con finitura acciaio satinato - bronzo H 160 mm.

FRAME

Made of solid fir wood in various thicknesses. Reinforcement parts in wood fibre and/or plywood. Sides made of 18 mm particleboard and/or multi-layered wood. Wood fibre and particleboard Class E1 therefore low formaldehyde emissions. Armrests fitted with storage compartment. Headrest equipped with polished chrome finish steel pull-out ratchet. Inclination can be adjusted to suit user.

PADDING

Seat cushion padding made of nondeformable D35 / D40 foam covered with 200 g polyester resin. Back made of D16 non-deformable foam upholstered with 200 g polyester resin. Headrest made of D28 non-deformable polyurethane foam, complete with ratchet fitted onto a polished chrome finish steel bushin.

MECHANISM

Mechanism subject to strict resistance testing. Seat fitted with metal sliding mechanism featuring 3 positions with elasticated webbing.

FEET

Made of die-cast aluminium polished mechanically with a satinized steel and bronze finish H 160 mm.

STRUCTURE

Réalisée en bois massif de pin portant de différentes épaisseurs. Fileurs de remplissage en fibre brute et/ou contreplaqué. Côtés en aggloméré de bois et/ou multicouches de bois 18 mm. Fibre brute et aggloméré de bois en Classe E1, donc à basse émission de formaldéhydes. Accoudoirs équipés de compartiment conteneur. Appui-tête doté de cliquet extractible en acier avec finition chrome brillant. Possibilité de régler l'inclinaison selon le propre confort.

REMBOURRAGE

Coussin assise en expansé indéformable de polyuréthane D35/ D40, le tout revêtu en résiné de polyester 200 gr. Dossier en expansé indéformable de polyuréthane D16, revêtu en résiné de polyester 200 gr. Appui-tête en expansé indéformable de polyuréthane D28, doté de cliquet avec bouton sur boussole en acier finition chrome brillant.

MÉCANISME

Mécanisme soumis à de sévères tests de résistance. Assise dotée d'un mécanisme coulissant en métal à 3 positions avec sangle élastique.

PIEDS

Pieds en aluminium moulés sous pression, mécaniquement, brillants avec finition en acier satiné et bronze H. 160 mm.

KORPUS

Aus massivem Tannenholz in verschiedenen Stärken, Füllungen aus Rohfaser und/oder Sperrholz. Seiten aus 18 mm Spanplatte. Alles entspricht der Klasse E1, also mit geringer Formaldehydabgabe. Armlehnen mit Ablagefach. Die Neigung lässt sich in 15 Positionen einstellen. Der Mechanismus wird strengen Beständigkeitsprüfungen unterworfen.

POLSTERUNG

Sitzkissen aus formstabilem Schaumstoff D35/D40, verkleidet mit einer heiß verbundenen Schicht zu 200g. Rückenlehne aus formstabilem Schaumstoff D16, verkleidet mit einer heiß verbundenen Schicht zu 200g. Kopfstütze mit Mechanismus, aus formstabilem Schaumstoff in D28, ausgestattet mit einer Ratsche mit Einer Stahlkompasshalterung mit poliertem Chrom.

MECANISMUS

Der Mechanismus wird strengen Beständigkeitsprüfungen unterworfen. Der Sitz ist mit einem metallischen 3-Positionen-Schiebemechanismus und elastischen Gurten ausgestattet.

FÜSSE

Aus mechanisch poliertem Aluminium-Druckguss mit satiniertem Stahl und Bronze-Finish, H 160 mm.

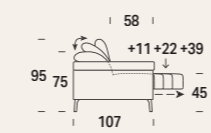
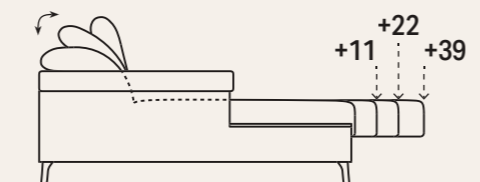


Nella versione fissa il bracciolo è senza contenitore.

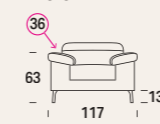
In the fixed version the armrest is without compartment.

Dans la version fixe, l'accoudoir est sans conteneur.

In der Fixversion des Sofas haben die Armlehnen keinen Behälter.

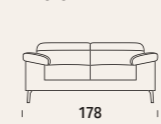


Art. 01



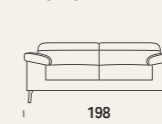
Poltrona
Armchair
Fauteuil
Sessel

Art. 02



Divano 2 posti Small
2-seater Small sofa
Canapé 2 places Small
2-Sitzer-Sofa Small

Art. 20



Divano 2 posti Midi
2-seater Midi sofa
Canapé 2 places Midi
2-Sitzer-Sofa Midi

Art. 03



Divano 3 posti Large
3-seater Large sofa
Canapé 3 places Large
3-Sitzer-Sofa Large

Art. 07



Divano 3 posti Maxi
3-seater Maxi sofa
Canapé 3 places Maxi
3-Sitzer-Sofa Maxi

Art. 91



Elemento centrale Midi
Midi central element
Élément central Midi
Zentrales Element Midi

Art. 92



Elemento centrale Large
Large central element
Élément central Large
Zentrales Element Large

Art. SX MS - Art. DX MD



Laterale 1 posto Midi SX-DX
1-seater Midi side element LH - RH
Canapé bâtarde 1 place Midi GA - DR
Seitlich 1 Sitz Midi LI - RE

Art. SX LS - Art. DX LD



Laterale 1 posto Large SX-DX
1-seater Large side element LH - RH
Canapé bât. 1 place Large GA - DR
Seitlich 1 Sitz Large LI - RE

Art. SX 2S - Art. DX 2D



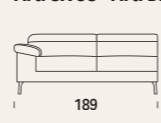
Laterale 2 posti Small SX-DX
2-seater Small side element LH - RH
Canapé bât. 2 places Small GA - DR
Seitlich 2 Sitze Small LI - RE

Art. SX GS - Art. DX GD



Laterale 2 posti Midi SX-DX
2-seater Midi side element LH - RH
Canapé bâtarde 2 places Midi GA - DR
Seitlich 2 Sitze Midi LI - RE

Art. SX 3S - Art. DX 3D



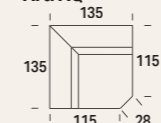
Laterale 3 posti Large SX-DX
3-seater Large side element LH - RH
Canapé bât. 3 places Large GA - DR
Seitlich 3 Sitze Large LI - RE

Art. SX 7S - Art. DX 7D



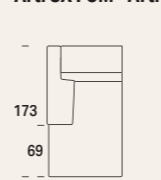
Laterale 3 posti Maxi SX-DX
3-seater Maxi side element LH - RH
Canapé bât. 3 places Maxi GA - DR
Seitlich 3 Sitze Maxi LI - RE

Art. AQ



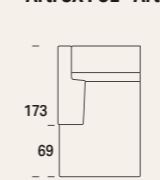
Angolo Quadro
Square corner
Angle carré
Quadratische Ecke

Art. SX FCM - Art. DX FMC



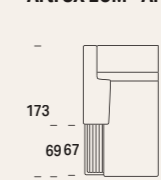
Chaise longue fissa Midi SX-DX
Fixed Midi chaise longue LH - RH
Chaise longue fixe Midi GA - DR
Feste Chaiselongue Midi LI - RE

Art. SX FCL - Art. DX FLC



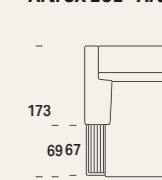
Chaise longue fissa Large SX-DX
Fixed Large chaise longue LH - RH
Chaise longue fixe Large GA - DR
Feste Chaiselongue Large LI - RE

Art. SX ECM - Art. DX EMC



Chaise longue Lux Midi SX-DX
Pull-out Midi chaise longue LH - RH
Chaise longue amovible Midi GA-DR
Abnehmbare Chaiselongue Midi L - R

Art. SX ECL - Art. DX ELC



Chaise longue Lux Large SX-DX
Pull-out Large chaise longue LH - RH
Chaise longue amovible Large GA-DR
Abnehmbare Chaiselongue Large L - R

Art. 11



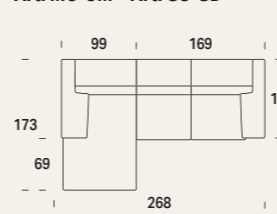
Pouf rettangolare Midi
Rectangular Midi pouf
Pouf rectangulaire Large
Rechteckiger Sitzpuff Large

Art. 12



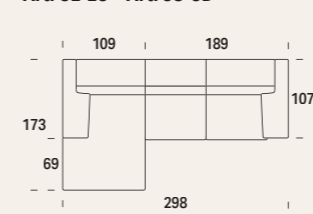
Pouf rettangolare Large
Rectangular Large pouf
Pouf rectangulaire Large
Rechteckiger Sitzpuff Large

Art. MC-CM + Art. GS-GD



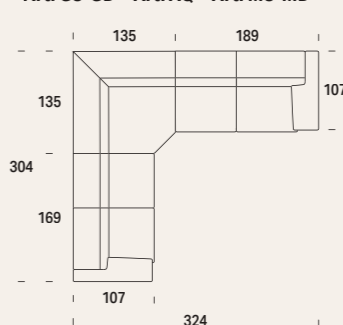
Composizione 1
Arrangement 1
Composition 1
Komposition 1

Art. CL-LC + Art. 3S-3D



Composizione 2
Arrangement 2
Composition 2
Komposition 2

Art. GS-GD + Art. AQ + Art. MS-MD



Composizione 3
Arrangement 3
Composition 3
Komposition 3