

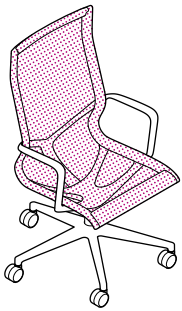
# YALTA EXECUTIVE AND GUEST CHAIR

## 1/ SEDILE SEAT

Regolabile in altezza  
Height adjustable  
Réglable en hauteur  
Altura regulables

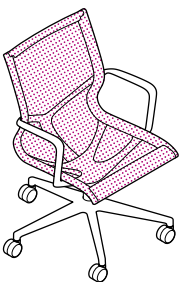
## 2/ MECCANISMO MECHANISM

Oscillante armonico  
Tilt mechanism  
Mécanisme pivotant  
Mecanismo oscilante



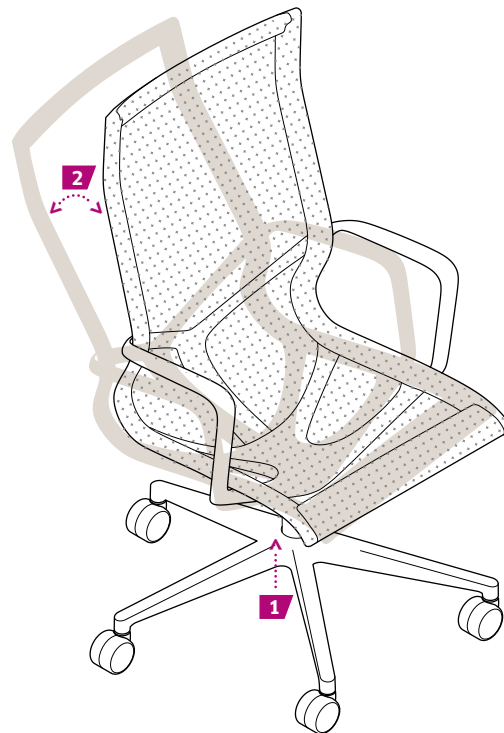
### Y2A8L/Y2A8X

L: 680  
P: 680  
HT: 1090/1210  
HS: 460/580  
HB: 680/800



### Y2A6L/Y2A6X

L: 680  
P: 680  
HT: 930/1050  
HS: 460/580  
HB: 680/800



**13RP22** Rete portante nera  
Self-supporting black mesh  
Résilie portante noire  
Malla resistente negra

**13RP21** Rete portante grigia  
Self-supporting grey mesh  
Résilie portante grise  
Malla resistente gris

### BASE PLASTICA PLASTIC BASE



Nero  
Black  
Noir  
Negro

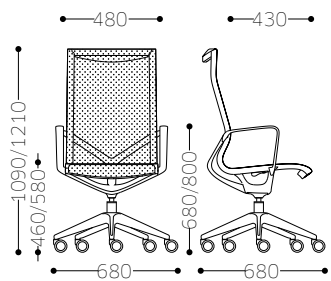
### BASE ALLUMINIO ALUMINIUM BASE



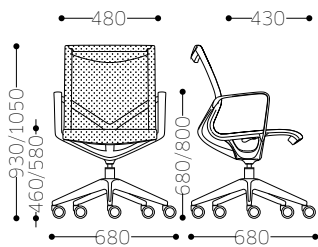
Nero/lucido  
Black/polished  
Noir/poli  
Negro/pulido

**CERTIFICAZIONI CERTIFICATIONS**  
**EN 1335** Tested by CATAS

Questo disegno non è in scala 1:1, ma è proporzionalmente scalato alle dimensioni del foglio. Tutte le misure espresse in millimetri.



Y2A8



Y2A6