

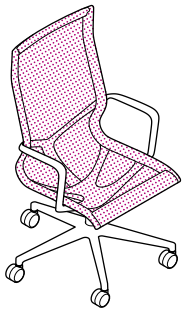
YALTA EXECUTIVE AND GUEST CHAIR

1/ SEDILE SEAT

Regolabile in altezza
Height adjustable
Réglable en hauteur
Altura regulables

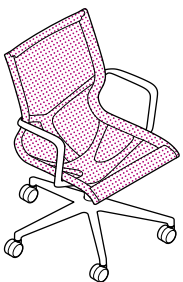
2/ MECCANISMO MECHANISM

Oscillante armonico
Tilt mechanism
Mécanisme pivotant
Mecanismo oscilante



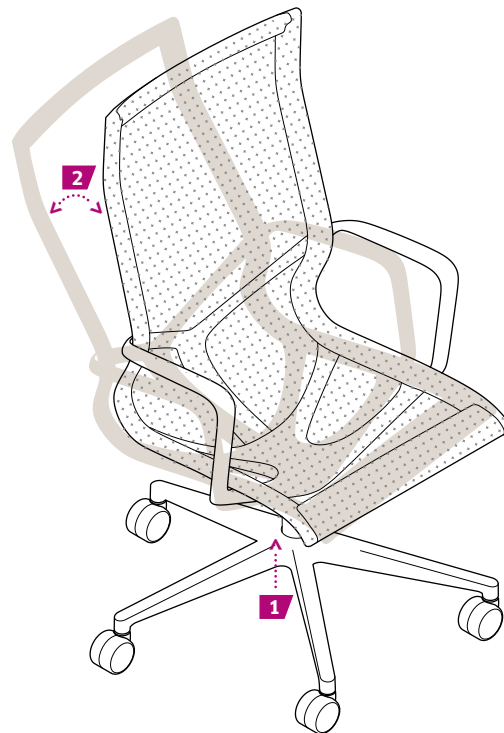
Y2A8L/Y2A8X

L: 680
P: 680
HT: 1090/1210
HS: 460/580
HB: 680/800



Y2A6L/Y2A6X

L: 680
P: 680
HT: 930/1050
HS: 460/580
HB: 680/800



13RP22 Rete portante nera
Self-supporting black mesh
Résilie portante noire
Malla resistente negra

13RP21 Rete portante grigia
Self-supporting grey mesh
Résilie portante grise
Malla resistente gris

BASE PLASTICA PLASTIC BASE



Nero
Black
Noir
Negro

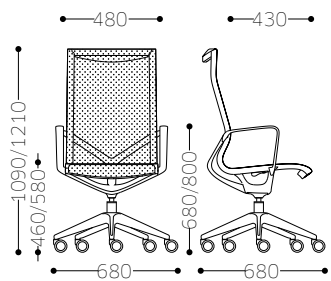
BASE ALLUMINIO ALUMINIUM BASE



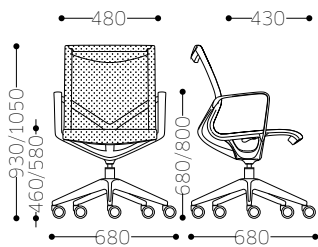
Nero/lucido
Black/polished
Noir/poli
Negro/pulido

CERTIFICAZIONI CERTIFICATIONS
EN 1335 Tested by CATAS

Questo disegno non è in scala 1:1, ma è proporzionalmente scalato alle dimensioni del foglio. Tutte le misure espresse in millimetri.



Y2A8



Y2A6